

NORTHWEST WOODTURNERS



Founded 1995 Pacific Northwest Oregon Chapter of The American Association of Woodturners **AAW** | AMERICAN ASSOCIATION OF WOODTURNERS

MAY 2024

OREGON

Oregon
Convention
Center

AAW SYMPOSIUM
SHOW-N-TELL
WOOD CZAR HARVEST
REPORT
MAY 29-30

AAW SYMPOSIUM UPDATES • CALL FOR VOLUNTEERS
SHOW-N-TELL • WOOD CZAR HARVEST REPORT • CLASS
REVIEW • UPCOMING CLASSES • MAY OPEN SHOP

NORTHWEST WOODTURNERS



PRESIDENT'S MESSAGE • JOHN BEECHWOOD



May is here, and summer is right around the corner!

We will not be having a meeting in July. Our normal date fell on the 4th, and the MAC is closed.

We are planning the **BBQ for August 3rd**. If you have things to donate for the auction please let me know. We need donations for the **raffle**. So if you have wood cluttering your shop, this is a good way to play it forward.

AAW's Annual Symposium - in Portland is just a few weeks away. Thanks for all the support, this event would not be as successful without volunteers like you. We have a lot of members attending. And a lot of

members volunteering. We even have a few members demonstrating! If you wish to volunteer please reach out to [Dale Larson](#) or go to the [AAW Symposium Volunteer](#) webpage.

—John Beechwood

CLUB INFO

NORTHWEST WOODTURNERS www.northwestwoodturners.com

Meetings are held at 7PM on the 1st Thursday of each month at:

Multnomah Arts Center
7688 SW Capitol Hwy
Portland, OR 97219

[\[map\]](#)

President

[John Beechwood](#)

Vice President

[Dave Wood](#)

Secretary

[Tammi Connolly](#)

Treasurer

[Mike Meredith](#)

Board Members

Jim Schoeffel Steve Newberry
John Sutter Tom Willing
Roger Crooks

STAFF VOLUNTEERS

Education Coordinator

Dave Wood

Safety

Kevin Jesequel

Wood Czar

Mark McNamara

Demonstrators

Kevin White

Store Sales

John Sutter

Library

Lynne Hemmert

Raffle

Kim Talley

AV Backup

Dave Burgess

Photography

Jim Schoeffel

Web

Roger Crooks

Newsletter

Bill Karow

AAW SYMPOSIUM UPDATE • DALE LARSON



The list of demonstrators, and what they will be demonstrating, can be found [HERE](#). And the entire weekend's Symposium schedule can be found [HERE](#).

If you are coming to the Symposium, consider donating some finished bowls to the **Empty Bowls project**. This is the annual fundraising event that AAW does at the Symposium. All bowls will sell for \$25. In 2018, we raised over \$6000 for the local Meals on Wheels program. This year the money raised will go to the Sunshine Division, a local food pantry associated with the Portland Police Bureau.

Please consider volunteering to help out somewhere during the Symposium. It simply takes a lot of volunteers to make the Symposium a success. And it is easy to volunteer. Go to the [AAW website](#), click on the Symposium logo and then click on [Volunteer](#). Clicking on the Sign Up button takes you to Sign Up Genius and a list of the committees. There is a description of what each committee does and when they do it. Here are some of the main areas that volunteers are needed:

Videographers: This is the one place where signing up gets you a free registration. If you have experience as a videographer and are interested contact [Tom Lawson](#) or our own [Steve Walgrave](#) Tom is the national lead on videographers, and Steve Walgrave is the local lead.

Video Moving Crew: Two rooms at the Symposium are set up to live stream the demonstrations. During the breaks between demonstrations, we need to move the "old" demonstrator out of the video room and move the next demonstrator's tools into the video room. This is a good place to volunteer because you don't miss any demonstrations and you get to deal directly with the demonstrators.

Youth Turning Room: We need lots of help during the youth classes with an adult needed on each youth lathe. Help get the next generation addicted to woodturning. Larry Curry is the local lead. You can go directly to Sign Up Genius or contact [Larry](#) by email.

Companion Craft Area: If your spouse will be at the Symposium, we have a couple of areas that they can help with if they like keeping busy. If your spouse is craft oriented, we have a space for spouses to meet and work on craft projects. They can help organize projects or just be a good host to out of town spouses.

Merchandise Booth: The AAW merchandise booth sells AAW t-shirts, books and the like. We could also use some help there.

From personal experience, I can tell you that volunteering at the AAW symposiums over the past 17 years has changed my life. I now have friends all over the country and around the world. Volunteering brings you into contact with some wonderful and talented turners. You will develop life long friends. And these contacts can pay off for your chapter. You find out which demonstrators are interested in coming to your chapter to do demonstrations in the future.

If you have any questions feel free to contact me at dale.woodbowl@gmail.com.

See you at the symposium.

—Dale Larson

MORE SYMPOSIUM INFO • DALE LARSON

AAW Lathe Raffle Proceeds

I have just confirmed with the office that the proceeds from the Powermatic and Jet lathe raffle here at the Portland AAW Symposium May 23-26 will be shared equally amongst the four local chapters: Cascade, Northwest, SW Washington and Willamette Valley. Our local lead for the raffle is Steve Newberry. Steve is looking for volunteers to help sell raffle tickets. If members from the four chapters all step up and help, we could raise a nice amount for our chapters. You can sign up on the AAW Website or contact Steve at lanewb1@aol.com.

Vendor Demonstrator Volunteer

A vendor for the Portland AAW symposium needs someone to demo in his booth. If you are interested you can contact Craig Lapiana at craig@chefwarekits.com. You can work out the details with Craig.

Lodging Needed

Mike Mahoney is paying the way for a new woodturner from Oklahoma to come to the Portland symposium. Mike is asking if someone could host him while he is here in Portland. Mike says he is a nice person about 25 yrs old. If you can spare a room, call Mike and he will connect you. Mike's phone is 530-417-5535. I have three families staying at my place. Hotel Gresham is full.

See you at the symposium.

—Dale Larson



EDITOR'S NOTE: The following four pages were taken directly from the latest issue of AAW's magazine, *American Woodturner*.

It gives a comprehensive look of all the amazing events that will be taking place during the Symposium May 23-26.

If you haven't already registered to attend, read the next four pages. It will no doubt convince you that this Symposium is going to be the best ever! So don't miss out!

See you there.

—bk



AAW'S 38TH ANNUAL INTERNATIONAL WOODTURNING SYMPOSIUM

Portland, Oregon | May 23-26, 2024

2024 AAW Symposium Features Demonstrators from Around the World

At the 2024 AAW International Woodturning Symposium in Portland, Oregon, you will have the opportunity to learn from woodturning demonstrators from Canada, Israel, New Zealand, U.S. Virgin Islands, Japan, and 17 U.S. states. There will be more than 70 demonstrations and presentations, but here is just a glimpse at some of the topics being covered:

- Addition and Subtraction: Constructing and Carving
- Intro to Lasers for Woodturners
- Japanese Urushi Lacquer: History and Wiping Technique
- Beyond the Surface: 3D Carving
- Basketry for Woodturning
- An Introduction to Identifying Wood
- Exploring Natural-Edge Design
- Blank to High-Gloss Lacquer in 90 Minutes
- Copy Turning & Spindle Work
- Multiaxis Teapot

Visit the *Symposium website*, aawsymposium.org, to see the full list of demonstrations.



Can't Make it to Portland?
WATCH FROM HOME! 

20 Demonstrations Live-Streamed,
Recorded, & Available to Watch Later



REGISTER FOR THE VIRTUAL
SYMPOSIUM AT AAWSYMPOSIUM.ORG

PANEL DISCUSSIONS

Effective Writing for Woodturners

- Joshua Friend (moderator)
- Don McIvor
- Betty Scarpino

Artist Showcase Panel Discussion

- David Ellsworth (co-moderator)
- Sally Burnett (co-moderator)
- Kevin Jesequel
- Heather Marusiak

Photography for Woodturners

- Rudolph Lopez (moderator)
- Jim Piper

Instant Gallery Critique

- Craig Edelbrock
- Randy Pi
- Mark Sfirri

History of Woodturning and Where Are We Going

- Mike Mahoney (moderator)
- David Ellsworth
- Stuart King
- Albert LeCoff

It's Time to Sell Your Work

- Sally Burnett (moderator)
- Donna Banfield
- Kalia Kliban
- Mike Mahoney

How to Be a Better Demonstrator

- Mike Mahoney (moderator)
- Stuart Batty
- Kip Christensen
- Cindy Drozda



BE AMAZED AND INSPIRED IN THE INSTANT GALLERY

The AAW Symposium Instant Gallery—one of the largest galleries of woodturned objects in the world—is always a crowd favorite. Every attendee is encouraged to participate by bringing up to three turned items to display. Pieces can be for sale, and all levels of turners are welcome to participate.

Register your Instant Gallery piece to receive valuable feedback through one-on-one **Intimate Critiques** with an expert. Expect encouragement, tips, suggestions, and a positive experience.

Select pieces will be identified Saturday for Sunday's **Instant Gallery Critique**, another Symposium highlight.

Instant Gallery awards in Youth and Adult categories will be featured in *American Woodturner*.

SPECIAL INTEREST SESSIONS

Connect with other woodturners who have the same interests and specialties as you start the weekend. Special Interest Sessions are open to all attendees and guests Thursday May 23, 7:00-8:00 p.m. This year's sessions include Women in Turning, Chapter Youth Programs, Segmented Woodturners, Pen Turners, and Gizmos and Gadgets.

THANK YOU, JPW INDUSTRIES!

Our heartfelt thanks to JPW Industries (JET/Powermatic) for the use of lathes in the Symposium demonstration rooms. JPW has supported woodturners through donations to the Symposium for many years, and we continue to be very grateful and appreciative.

As in prior years, JPW Industries is donating a Powermatic and JET lathe and stand for the Symposium Raffle; proceeds support the local Portland chapter. Be sure to buy your raffle ticket in Portland for a chance to win a new lathe!



Photo: Andi Wolfe

TIPS FOR FIRST-TIME ATTENDEES

- Attend the First-Time Attendee orientation, Thursday, May 23, to get the inside scoop on how to get the most out of the AAW Symposium.
- Bring up to three pieces of your turned objects to display in the Instant Gallery. All are welcome to show your work!
- Kick-start your experience on Thursday night with the tradeshow preview and attend a Special Interest Session to meet woodturners with similar interests.
- Volunteer! Volunteering is a great way to meet other woodturners and get the most from your Symposium experience.

WOODTURNING TRADESHOW



Photos: Andi Wolfe

Experience one of the most unique woodturning tradeshows in the world, featuring state-of-the-art lathes, tools, accessories, finishing supplies, and wood. Get your hands on all the latest gear and take advantage of symposium-exclusive discounts. Learn from experienced woodturners during the tradeshow live demonstrations and get hands-on instruction in the pen-turning and youth classes.

Airbrushing Wood

Arrowmont School of Arts and Crafts

Branches to Bowls, Ltd.

Carter and Son Toolworks

Clapham's Beeswax Products, Ltd.

Clark's Art Beyond

ClubExpress, a division of Lumaverse Technologies

Curt Theobald Studios

D-Way Tools

Easy Inlay

EZ Jigs - Chefwarekits

Gallery Hardwoods

Hunter Tool Systems

John Jordan Woodturning

Joshua Salesin

JPW Industries (JET/Powermatic)

Kallenshaan Woods

Lucid Woodturners/XTool Lasers

Lyle Jamieson Woodturning, LLC

MDI Woodcarvers Supply

Milwaukie Hardwoods, LLC

Niles Bottle Stoppers

Peke Safety

Planet Plus, Ltd.

Robert Sorby, Ltd.

Robust Tools

Rockler Woodworking & Hardware

Stainless Bottle Stoppers

Stuart Batty Tools

Teknatool USA

Trent Bosch Tools

Woodturner PRO

Woodturners Smocks

Vendor list current as of Feb 21, 2024. See the most up-to-date list at aawsymposium.org.

SPONSOR A DEMONSTRATION ROOM IN PORTLAND

Express your support of AAW by sponsoring a demonstration room or event activity during the 2024 Portland Symposium. Whether as an individual member, an AAW vendor, or as a local chapter, visibly display your support of woodturning education, community, and the programs that mean the most to you. Opportunities to participate in this fundraising program remain. For more information, please contact Jen Newberg, Executive Director, at 651-484-9094 or jennifer@woodturner.org.

Tradeshow Preview Reception and Special Exhibition Opening
Thursday, May 23, 6:00-8:00 p.m.

Take advantage of early shopping, mingle with your favorite vendors, and preview the special exhibitions.

LEARN TO TURN YOUTH PROGRAM



Photo: Andi Wolfe

In the tradeshow again this year, we'll offer special hands-on turning classes free of charge to youth ages 10-18 (with a registered Symposium attendee). Register your youth attendee at aawsymposium.org.

If space allows, classes will open to new turners of any age, so if you, a spouse, or friend are interested, stop by the Learn to Turn area in the tradeshow to check availability.

Learn to Turn Youth instructors include Preston Christensen, Ron Day, Raleigh Lockhart, and Paul Otterstrom.

Youth registered in the program will have a chance to win a lathe package.

Youth Classes include a variety of fun projects:

- Ice Cream Scoop
- Ball & Cup Game
- Turning Apples
- Turning a Leaf Bowl
- Twist Pen
- Screwdriver
- Tea Lights
- Turning a Pear

Our heartfelt thanks to the businesses and individuals who generously donated tools and materials in support of the AAW Youth Program.

BECOME AN ESSENTIAL VOLUNTEER

Symposium volunteers say they have the most fun at the Symposium. Volunteer for a shift or two in your favorite Symposium area to meet new people and help make the event run smoothly. Spouses and companions are welcome to volunteer, too!

Sign up online at aawsymposium.org.



Photo: Andi Wolfe

SPECIAL EXHIBITIONS



Photo: Andi Wolfe

- **Professional Outreach Program (POP) Exhibition and Auction: *Balance***—Creative makers from ten countries bring distinctive perspectives and techniques to this diverse show of small-scale sculptures by emerging, established, and mid-career artists.
- **AAW Member Exhibition: *Common Roots***—Works exploring interconnections from craft and culture, nature and material, to the lathe, the over 3,000-year-old invention that forms the foundational roots of turning today.
- **The Bill Luce Collaboration Project**—Unfinished work by the late Bill Luce, known for his pure lines and minimalist approach, was distributed to forty-one artists, who each brought new dimensions to his work through post-turning techniques. An online auction will follow in October 2024.
- **POP Artist Showcase Exhibition**—Work by makers Kevin Jesequel and Heather Marusiak, who were selected by the Professional Outreach Program committee as emerging artists of exceptional talent.
- **POP Merit Award Artist:** Mark Sfirri—The POP Merit Award recognizes artists who have made significant contributions to the field of woodturning as an art form. A scholar, teacher, and creative leader, Sfirri is well-known for his groundbreaking work in multi-axis turning, on view in this retrospective exhibition.
- **AAW Live! Auction**—A gathering of extraordinary and diverse works in wood that will be auctioned to support AAW's educational mission.

CALL FOR DEMONSTRATORS: AAW SYMPOSIUM 2025

The AAW's 39th Annual International Symposium will be held in Saint Paul, Minnesota, June 12-15, 2025. To apply to be a demonstrator, visit tiny.cc/Calls between May 1 and August 1, 2024.



Photo: Andi Wolfe

REGISTRATION VOLUNTEERS NEEDED • SARAH LIVINGSTONE



Hello Fellow Woodturners,

Are you looking forward to our AAW national symposium right here in Portland from May 23–26? What an opportunity to learn some new techniques and to meet other woodturning enthusiasts from around the world! **I am looking for volunteers to assist with registration.** You will be handing out packets and badges, and greeting attendees along with other simple things. **This is a fun and easy way to get involved.** Symposium registration is not required so please encourage your spouse or others interested to volunteer some of their time.

AAW has a Sign-up Genius for shifts and you will receive a free volunteer t-shirt for your efforts. Six volunteers are still needed on Friday, also six volunteers on Saturday and three on Sunday. Shifts are 2.5 hours.

Here is how to sign up:

- Go to www.aawsymposium.org/volunteer
- Next, go to the bottom of the screen and double-click on **Sign up**.
- You will see a list of committees. Browse through them to find where you want to volunteer.
- Click on **Registration**. Please include your T-shirt size. When done, click **Save**. You will get an automatic email saying when you signed up and what for. Then four days before the symposium, you will get an email reminding you what you are signed up for.
- If you need assistance with this process, please call or text me at (626)975-1825 or email me at pixieplants@gmail.com using **AAW registration** in the subject line, and I will gladly assist you.


THANK YOU for helping your community and supporting the AAW Symposium.

All the best,

Sarah Livingstone
(626) 975-1825
pixieplants@gmail.com



LIBRARY NEWS • LYNNE HEMMERT



NEWS from the LIBRARY CART!

The NWWT Library will be open for returns this month.

PLEASE bring all those DVD's that you have sitting around the house to the meeting.


We have A LOT of DVD's outstanding. Lets get them back so that someone else can look at them.

Thanks, Lynne Hemmert

APRIL OPEN SHOP REVIEW • DAVE WOOD

Open Shop this month was very busy. So busy that I forgot to take pictures of all the people who came. My wife counted 23 cars in the parking area, and there were a few more that came and went.

We had new first-time members, prospective new members, plenty of current members (including Fred, the official woodturning Open Shop dog), and a visitor from the Arts Council Lake Oswego. There were lots of smiles and good conversations. Several of the lathes were in use, the grinders were sharpening, and store sales were brisk. In other words, it was what an Open Shop is supposed to be!



The "coring" demonstration was done at 10:00 am. A large piece of Big Leaf Maple (19.5" in diameter by 7" thick) was mounted on the 20" Powermatic lathe with the circumference rounded, and the face surface smoothed. The blank was cut with a large tenon for 5" dovetail jaws. A bigger tenon is required because of the weight of this large piece of wood (125 lbs!), and because coring applies a lot of torque on the tenon. Oneway's Easy Core system was used for the actual coring process.

My homemade positioning fixture (copper pipe I had for making tool handle ferrules, and a \$15 laser pointer from Office Depot held securely by blue tape 🤪) allows me to quickly tighten down the cutter baseplate at the proper distance from the face of the wood, and to set the diameter, using the 10% of diameter rule for the wall thickness of the roughed bowl.

APRIL OPEN SHOP REVIEW • (CONT'D)



By swinging the positioning fixture in the arc of the cutting arm, the laser beam shows where the bottom of the bowl will be, and where the rim of the bowl will be. Once the setup is done and checked, the smallest bowl is cut first, then the next larger, and so on. We got four bowls out of this particular piece of wood. The largest is the last one and makes a great jam chuck for cutting the tenons and rounding the sharp edges on the smaller bowls.

With all the edges rounded, the roughed blanks labeled for wood type and date, and




the AnchorSeal applied, the blanks are put away to dry for a year or so. The figure in this Big Leaf Maple was pretty wild and swirly with end grain everywhere, so we waxed these bowls entirely.

The next Open Shop is May 11. Mark your calendar now so you don't miss it. We'll have another demo on a different topic yet to be determined. See you here!

— Dave

COME TO OUR MONTHLY OPEN SHOP • SATURDAY, MAY 11



SATURDAY, MAY 11, 2024

9AM - 1PM

DAVE WOOD'S SHOP

LEARN TO TURN & LEARN TO SHARPEN!



Open Shop will take place on **Saturday, May 11 from 9AM to 1PM**. Dave Wood will again open his shop to NWWT members to spend some time turning together. This is a chance for those of you new to woodturning to have questions answered, learn new techniques or address problems you might have encountered.

Open Shop is directed toward the new turner but **all are welcome!** Bring a project you want help finishing. Bring questions about methods. There will be six lathes available to use. Bring your own tools and wood, or you can also buy wood there.

- Admission is free.
- Bring your own tools and face shield.
- If you have any COVID related symptoms, please stay home.
- Coffee and donuts will be provided.
- Portable toilet will be on on-site.
- If you have any questions, please feel free to contact Dave Wood or any other NWWT Board Member.

Location: 24250 SW 65th Ave
Tualatin, OR 97062 [[map](#)]

Contact: Dave Wood
NWWT Education Coordinator
503-880-1349

SHARPENING CLASS REVIEW • DAVE WOOD



April 4th Sharpeners Develop "Keen" Edges

We opened the 2Q training class sequence on April 6th with the **Sharpening Lathe Tools** course. Mike Meredith took the lead and taught about the key focus areas for the day: Tool Steels; Grinding Equipment; the Mechanics of Sharpening; Free-Hand Sharpening; Honing; and Handy Tools and Gadgets.

The class included Betsy Benoit, Dave Fisk, Ron Dixon, Karl Eckweiler, Roger Klick, and Mark Maher. Coaching assistants were Skip Burke, Parley Savage, Mark McNamara, and Dave Wood. Instead of a big pile of

wood shavings, we created a small layer of grinding dust, so clean-up was easy and quick!

Learning how to turn wood is harder if your tools aren't ground to the proper profile for the task at hand, and it's especially harder if the tools are not sharp. That's why this is the first class in our training course sequence. Sharp tools are safer tools, and properly ground tools make learning easier and quicker. Dull, or improperly shaped, tools can lead to frustration and accidents.

As Mike likes to say, "If you can see the cutting edge, you still don't have one".



We teach sharpening on the Oneway Wolverine system, but we do familiarize students with other systems, such as, Tormek and Kodiak during the class. We also discussed the features and benefits of traditional aluminum oxide grinding wheels vs. the new and very popular cubic boron nitride (CBN) wheels.



Honing is not a widely used sharpening technique in the woodturning world, but there is a time and place when it comes to tuning up a skew or a spindle gouge for the finest finish cut. Students got to try their hand honing their skews.

SHARPENING CLASS REVIEW • (CONT'D)

In a sense, any tool sharpened on a platform is mostly free-hand sharpened – tools like scrapers, skewers, and parting tools. However, we don't spend a lot of time in class on free-hand sharpening gouges. Their 3-dimensional cutting edge makes free-hand sharpening more challenging. We gave this class a demonstration, on a 40/40 bowl gouge and a spindle gouge, as a taste for their future skill development.

Everybody finished the day having learned about bevel angles, wing lengths, scraper burrs, grinding wheels, slow-speed grinders, M2-, M42-, and V10 steels, flute shapes, grinder setup tools, and gadgets.



We even learned that the English label a 5/8" gouge as a 1/2" gouge... and we still wonder why.

But then, that's just one more good reason we came across the Atlantic in the first place!

—Dave Wood



NWWT EDUCATION PROGRAM UPDATE • DAVE WOOD

By the numbers...

The education program is on track for 2024 to date, with 31 students attending our classes in the first quarter. By the end of this week, we will have completed the Sharpening, Basic Spindles, and Basic Bowls classes adding another 20 students to the tally, and another 14 are expected for the 201 Project Classes in early June. It is rare that we do not fill a turning class with seven students. The Sharpening classes are limited to six students based on our experience with the space needed for grinding stations. Our scheduled maximum number of training slots for each year is 102 in the normal education program. Extra events, such as we had with Stuart Batty last year, are in addition to the 102.

The schedule for the fourth quarter classes will be added to the website in the next few days. Until then, mark your calendars with the following dates. We have tried to avoid all the potential conflicts that we know about or could think of, but we're only human!

09/28/24	Saturday	Sharpening Lathe Tools
10/05/24	Sunday	Spindle Turning Basics
10/06/24	Sunday	Bowl Turning Basics
11/02/24	Saturday	Bowl Turning 201 (<i>calabash bowl</i>)
11/03/24	Sunday	Spindle Turning 201 (<i>tbd</i>)

The Instructor Corps...

We now have 24 NWWT club members serving on our "faculty" for training classes. With our aggressive training program's 1:1 coaching philosophy, we use all of them – several times each year. In fact, we could use more coaches and instructors, and we're always pursuing our goal of developing more instructors and coaches. If you are interested, contact Dave Wood for more information.

Our Curriculum...



The scope of our classes is beginner and intermediate skill levels. Currently, NWWT does not plan to create and conduct more advanced level classes, as we feel there are a number of professional schools around the country that already do that very well.

Additionally, as we have in the past, NWWT will host nationally known instructors to come and teach additional classes as opportunities arise.

Our five courses have not changed this past year and will likely continue into 2025 as is.

Of course, we are always looking for ways to improve, and we continually update our course content as new tools, information, and techniques are developed.

NWWT EDUCATION PROGRAM UPDATE • (CONT'D)

Our courses are:

- 1) **Sharpening Lathe Tools** – for beginners and more advanced turners.
- 2) **Spindle Turning Basics** – targeted at beginning woodturners, or as a refresher course.
- 3) **Bowl Turning Basics** – targeted at beginning woodturners, or as a refresher course.
- 4) **Spindle Turning 201 Project Class** – targeted at intermediate skill level woodturners.
- 5) **Bowl Turning 201 Project Class** – targeted at intermediate skill level woodturners.

And lastly, the transition in education management...

As I assume responsibilities as Vice President, we are transitioning responsibility for training to a committee of three members, who will work with me to learn the ins and outs of our education program. The education committee will report to me at least through the next year or so, and then we will evaluate to see the next steps.

The three members and their basic duties are listed below with the qualifier that some activities are still in flux as we work our way through the process:

- **Aaron Bloom**
 - Keeper of the course text documents. Responsible for keeping them current and updated as needed.
 - Aaron will eventually assume management of the website for classes, blast emails, etc.
- **Stuart Pemble-Belkin**
 - Stuart is the Instructor/Coach recruiter for all classes (and Open Shops if needed).
- **Parley Savage**
 - Parley assembles the class binders for each class.

We have already begun, and activities so far are running smoothly.

Please feel free to contact me anytime if you have questions or comments.

And a big thank you to all who make this program successful for the Northwest Woodturners.

—Dave



NWWT @ GATHERING OF THE GUILDS • JASON GOODRICH



The annual Gathering of the Guilds show took place last month at the Oregon Convention Center. This show operates in conjunction with the Ceramics Showcase each year and attracts well over 10,000 visitors each year. There are six guilds in the show covering woodworking, metal arts, glass, beading, handweavers, and ceramics.

The Guild of Oregon Woodworkers represents all of the woodworkers at the show and does a lot of the work planning the event and coordinating the several booths for individuals and smaller groups at the show.

Our club rents a booth for members to showcase their work. All of the fees for the show are paid for out of the sales at the show. This was another great year in the booth with over \$8,000 in sales. That total was a slight increase to last year. With so many people at the show, admiring the craftsmanship of the members of our club, there is also plenty of opportunity to share what we do as an organization.



In the past, Roger Crooks has been an integral part of bringing this show to life. It was a big adventure for me to jump in late in the game to coordinate our club booth.

We had five members showcase in our booth; Roger Moore, Miguel Hernandez, Jim Schoeffel, Bill Giffin, and me. Everyone did well, sales wise, but the show is also a huge ego boost. Hundreds, if not thousands, of people stop by the booth during the three days, and they all comment on how amazing each of our work is. I was feeling pretty good about myself by the end, and it has been good for me to look at the work of some of the others, even here in our club, and see how much I still have to learn and develop.

Selling your work is not for everyone, just as not every demo from a monthly meeting will be for everyone. There is a lot to be said for simply enjoying woodturning without the complications of trying to sell.

The club has been doing three shows per year – Multnomah Days in August, Guilds in the Village during the holidays, and Gathering of the Guilds in April. Each show creates an opportunity that is a different way to learn about the selling side of our craft. If you are interested in learning more, please feel free to reach out. If you are really interested, you might consider coordinating the club booth for Multnomah Days.

—Jason



IRISH WOODTURNING · STEVEN COLLETT

I was in Limerick, Ireland, and the Irish Woodturners Guild was holding a show at the Hunt Art Museum in recognition of the groups 40th anniversary.

Here are some of the pieces on display. Not many large pieces - probably a function of the limited timber supply.



A lot of pieces combining multiple species. And a few novelty items that some might not consider "turnings".

I like the sort of comic book Space Jam representation of a lathe. Creative.

—Steve Collett



IRISH WOODTURNING • (CONT'D)



NWWT WOOD CZAR • MARK McNAMARA



Not much to report for this last month's wood gathering activities. As spring gets into full swing, wood gathering for the club will probably slow down.

The warmer temperatures and lower humidity of the summer and fall months makes preserving fresh cut wood a real challenge. When the air has more humidity, the gradient between moisture in the log and that in the air is lower, leading to less moisture loss from the log. Higher temperatures only exacerbates the issue and as the rings lose moisture at different rates, this causes shrinkage at different rates, resulting in the cracks or checking we work so hard to avoid.

Anecdotally, I've noticed that fruit wood cut during the active growth season warps more during the drying process than if the tree was cut down in the fall or winter after the leaves have fallen. I'd love to hear from anyone that can confirm or refute that.

I've been gathering my own logs for wood turning for about five years, and in the last year of being the "wood czar" I've still learned a whole lot about the cyclical nature of working with green wood.



Fall and winter are ideal times to be out collecting fresh wood, roughing bowls or just keeping those logs whole or cutting the pith out for safe keeping. Spring and summer are a time to finish turn roughed out bowls and turning any whole logs you have sitting around before the hotter months arrive.

On that note, we still have a huge selection of green wood over at Dave Wood's shop. Go pick up some wood before the leaner days of summer are upon us and get that stuff rough turned!

—Mark



APRIL 2024 DEMONSTRATOR • ROB VOGTMAN

—  All Photography by Jim Schoeffel  —

Rob Vogtman

Vases with Router Inlays
2" dia. x 6" tall (5 cm x 15 cm)
3" dia. x 6.5" tall (8 cm x 16 cm)



Rob Vogtman

Collection of items with router inlays.




Rob Vogtman

Setup test panel after routing.




Rob Vogtman

Vase blank after routing inlay patterns.





Rob Vogtman

Router fixture and template used for vase.



APRIL CHALLENGE • HOLLOW FORMS

—  All Photography by Jim Schoeffel  —

Kevin Jesequel

Madrone Burl Hollow Form
6" dia. x 4" high (15 cm x 10 cm)



Kevin Jesequel

Curly Koa Hollow Form
5.5" dia. x 3.5" high (14 cm x 9 cm)



Kevin Jesequel

Lignum Vitae Hollow Form
4" dia. x 3.5" high (10 cm x 9 cm)



MARCH 2024 SHOW-N-TELL

I would like to encourage all members — advanced, intermediate and *especially* new-comers — to share their woodturnings with the rest of the club.

It's a great way to share tips and techniques, to teach and to learn.

—bk

— All Photography by Jim Schoeffel —

David Perez

Tall hollowform with a lid, finial and pedestal.
(Submitted thru email)





Danny Bartlett

Maple Trembleur
1" dia. x10" tall (3 cm x 25 cm)
0.04" dia. stem (1 mm dia.)



MARCH 2024 SHOW-N-TELL • (CONT.)

—  All Photography by Jim Schoeffel  —

Don Jensen

Pine Bowl
7.8" dia. x 2.5" tall (20 cm x 6 cm)



Raymond Scesa

Empress Shallow Bowl
6.5" dia. x 3" tall (16 cm x 8 cm)





Steve Newberry

Ash Teapot with Rosewood Finial
6" dia. (15 cm)



MARCH 2024 SHOW-N-TELL • (CONT.)

—  All Photography by Jim Schoeffel  —

Jason Goodrich

Oak Dublin Viking Bowl
8" dia. x 3.8" high (20 cm. x 10 cm)



Roger Klick

Maple Natural Edge Winged Bowl
6" x 7.5" x 2" high (15 cm x 5 cm)
4" dia. x 1.3" deep Bowl (10 cm x 3.3 cm)



Bill Karow

Textured Elm Bowl
5" dia. x 3.8" high (13 cm x 10 cm)





Bill Karow

Birch Natural Edge Bowl
10" x 6.5" x 4.5" high (25 cm x 16 cm x 11 cm)



MARCH 2024 SHOW-N-TELL • (CONT.)

—  All Photography by Jim Schoeffel  —

Kevin Jesequel

Lignum Vitae Calabash
4" dia. x 2.5" high (10 cm x 5 cm)





Roger Crooks

Ring Boxes
1.8" dia. x 2" tall (4 cm x 5 cm) and
2.5" dia. x 1.8" tall (6 cm x 4 cm)



MARCH 2024 SHOW-N-TELL • (CONT.)

—  All Photography by Jim Schoeffel  —

Jason Goodrich

Plywood Sphere & Pedestal

Sphere: **18" dia. (46 cm)**

Pedestal: 18" dia. base x 31" tall

(46 cm dia x 79 cm tall)



NWWT STORE • LUANN & JOHN SUTTER



The full store will be open at our in-person monthly general meetings.

We also stock our most popular items, including sanding supplies and CA glue, at our monthly Open Shops.

Payment by cash or credit card.



NWWT NAMETAGS



Name Tags – The NWWT Board has authorized that new name tags will be free for the asking. Bill Karow has redesigned the tag to be more readable. If you have recently ordered a name tag, your \$7 will be refunded to you via PayPal. If you have the old design, please order a new one.

Click [HERE](#) to order your (free) name tag.

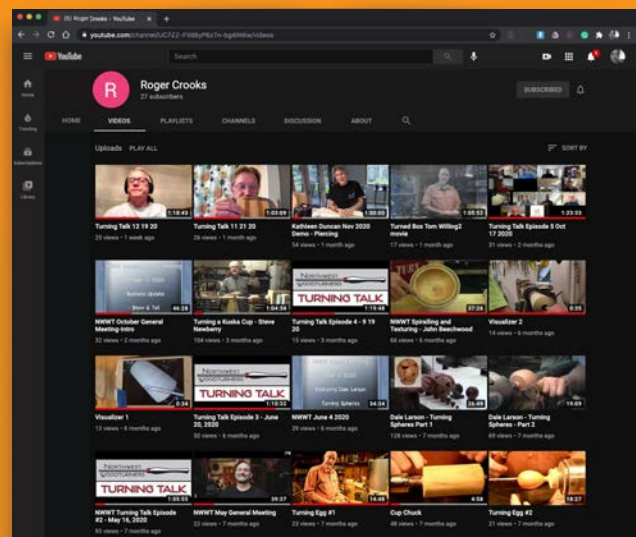


RECORDED MEETINGS & DEMOS

Our monthly meetings and Turning Talks are available for viewing. Remember, to view past meetings, go to the [NWWT Calendar](#).

Recorded meetings are highlighted in **orange**. Click on the meeting to get the link.

Sunday	Monday	Tuesday	Wednesday	Thursday	Friday	Saturday
27	28	29	30	Oct 1 5:30 PM October Meeting: Steve Newberry - Kuska Cup	2	3
4	5	6	7	8	9	10
11	12	13	14	15	16	17 9:00 AM NWWT - Turning Talk



SHOW OFF YOUR WORK ON THE WORLD WIDE WEB

Hey, all you Northwest Woodturners club members,

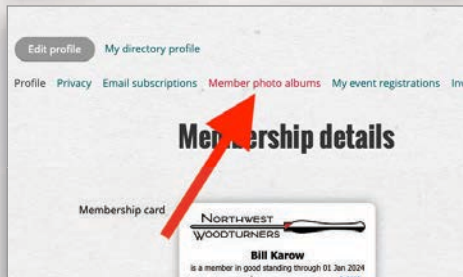
Did you know there is a special place on the World Wide Web where you can show off your woodturning to other club members, as well as the rest of the world?

Below is a simple walkthrough to help you create your own photo album(s) and upload your work:

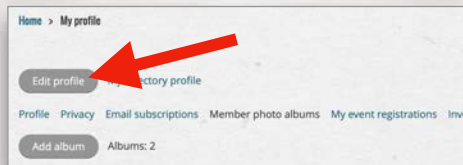


Go to www.northwestwoodturners.com and log in to your account.

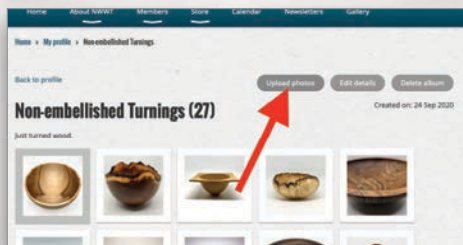
You should see your name in the upper right of the homepage. Click on your name to take you to your Member Page



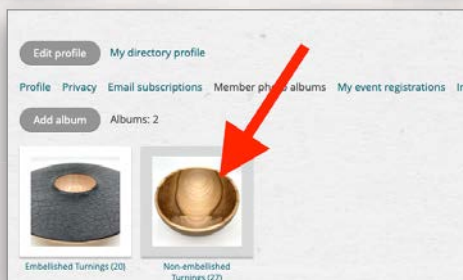
Click **Member Photo Albums**.



Click on the **Add Album** button and name it whatever you'd like.



Click on the **Upload Photos** button.



Then upload your favorite digital images from your computer.

Easy peasy!

—bk

2024 MEETINGS & DEMONSTRATORS



DATE	PROGRAM	MONTHLY CHALLENGE
2024		
Thursday, January 4	Annual Tool Swap	-----
Thursday, February 1	John Beechwood • Tulips	Turn Something with a New Tool
Thursday, March 7	Kevin Jesequel • Hollow Forms	Turn a Tulip
Thursday, April 4	Rob Vogtman • Router Embellishing	Turn a Hollow Form
Thursday, May 2	Seri Robinson • Turning Spalted Wood	Turn an Inlaid Piece
Thursday, June 6	Rick Rich • 3-Legged Stool	Turn an Spalted Piece
Thursday, July 4	NO MEETING THIS MONTH	Happy Fourth of July!
Saturday, August 3	BBQ Picnic & Auction	Enjoy the Auction!
Thursday, September 5	TBD	Turn a Stool
Thursday, October 3	TBD	TBD
Thursday, November 7	TBD	TBD
Thursday, December 5	NO MEETING THIS MONTH	Happy Holidays!

BULLETIN BOARD

I am downsizing to smaller studio and lathe, so my Oneway 2436 is up for sale. I do not turn much green wood, so the lathe is very clean, and lots of goodies go with it.

Oneway 2436
2 HP Variable Speed Motor
46" Spindle Height
S/N 710 1999

Goodies / Accessories:

- 17" Multipurpose Bed Extension
- Extra Banjo
- 14" Toolrest
- 6" Toolrest
- 36" Spindle Rest (requires both banjos)
- #3MT Oneway Live Center w/ Accessories
- #3MT Drill Chuck
- Handwheel Hub
- Spindle Extension
- Two 4" Steel Faceplates
- 6" Cast Iron Faceplate
- Five Stronghold Taper-Lock Chuck Adapters
- Pneumatic Wheel Set



The lathe has 48 position indexing on the spindle, but it also comes with an Iron Fire indexing plate, designed by woodturners for woodturners, with 14, 36, 48 and 60 divisions.

Local pickup, located in southern Oregon, outside Medford, on the way to Crater Lake, in sunny Shady Cove. But there is a possibility I can transport the lathe up to Eugene if that makes it easier for anyone from the Cascade club or greater Portland area.

This is also a link to it [posted on the AAW forum](#).

Additional accessories not included with the lathe, but may be of interest to anyone buying the lathe too...

- Beall Collet Chuck with 33x3.5mm thread – this uses readily available ER32 collets
- Beall Big Collet Chuck with 33x3.5mm thread – this uses much bigger ER50 collets
- Complete Oneway Easy-Core System coring system with mounting plate and 4 knives

Jon Magill

rogueturner@gmail.com

206-310-2500



BULLETIN BOARD

RIKON mini-lathe Model 70-100 w/ extended base. It is mounted on a sturdy bench. Extras would include several turning chisels , both steel and carbide-tipped, and a bowl-turning Chuck. I would ask \$150 for the lot.

If interested, please let me know via email (chet.zenone29@gmail.com) or by text or call to 503-480-5419.

Thank you,
Chet Zenone
Salem



If you have woodturning tools for sale, a new source for woodturning stock, upcoming estate sales, need help or have questions that need answering, [let me know](#) so I can post it on the Bulletin Board section of next month's NWWT newsletter.

OTHER WOODTURNING CLUBS NEARBY

Please check individual club websites for current information regarding their monthly online meetings.



WOODTURNERS OF OLYMPIA
woodturnersofolympia.org

2nd TUESDAY of every month @ 6:30pm
 First Baptist Church of Olympia
 904 Washington St SE, Olympia, WA 98507 [\[map\]](#)



SW WASHINGTON WOODTURNERS
southwestwashingtonwoodturners.com

2nd Thursday of every month @ 7:00pm
 Friends of the Carpenter's Center
 1600 W 20th St, Vancouver, WA 98660 [\[map\]](#)



CASCADE WOODTURNERS
cascadewoodturners.com

3rd THURSDAY of every month @ 6:00pm
 Wild Lilac Child Development Center
 3829 SE 74th Ave, Portland, OR 97230 [\[map\]](#)



BEAVER STATE WOODTURNERS
beaverstatewoodturners.com

4th THURSDAY of every month @ 6:00pm
 Coburg Community Charter School
 91274 N Coburg Rd, Coburg, OR 97408 [\[map\]](#)



WILLAMETTE VALLEY WOODTURNERS
willamettevalleywoodturners.com

2nd THURSDAY of every month @ 6:30pm
 Center 50+ Senior Center
 2615 Portland Rd, NE Salem, OR 97303 [\[map\]](#)

VENDOR SPONSORS ARE KEY TO OUR SUCCESS!

A key component of our financial stability as a club is our vendor sponsors. Our vendors provide periodic **gift certificates** for the raffle and our annual auction. In addition we receive **product donations** from some of them. If that were not enough, some also give individual **discounts to club members**. All this contributes to our financial health. We encourage all of you to patronize our vendor sponsors. It is good for you, good for them, and good for the club.

 *Click on each logo to go to their website* 



Gift Certificates + Merchandise Donations



Gift Certificates



10% Off Regular Price



10% Off Blades + Sharpening



Gift Certificates + Merch Donations + 10% Off



10% Off Regular Price



10% Off Regular Price



Gift Certificates + 10% Off



10% Off Regular Prices



10% Off Regular Prices



10% Off All Orders

Past newsletters can be accessed from the NWWT website [here](#).

If you do not receive a courtesy email from me by the beginning of the month indicating that a new newsletter is available online, please send [me](#) your current email address.

Submissions to the newsletter are due by the last Thursday of the month.

Articles, tips, web links, classified ads and other woodturning-related items are welcome! Send them to [me](#).

For other business inquiries, contact Northwest Woodturners at: Northwest Woodturners
PO Box 1157
Lake Oswego, OR 97035

