

# NORTHWEST WOODTURNERS



Founded 1995 Pacific Northwest Oregon Chapter of The American Association of Woodturners **AAW** AMERICAN ASSOCIATION OF WOODTURNERS

## JANUARY 2024



JANUARY MEETING  
ANNUAL  
TOOL  
SWAP

THURSDAY  
JANUARY  
FOURTH  
7-9pm

# NORTHWEST WOODTURNERS



## PRESIDENT'S MESSAGE • ROGER CROOKS



I hope you all had a great Holiday and are refreshed for the coming year for your favorite hobby. I'm sure many of you gifted a lot of great items for your family and friends which are better appreciated than any store-bought item. For me, three days before Xmas, I got the bug (wife-induced) for more presents. On cookie-making and decorating day, I made a beautiful 13" cherry platter for the cookies (thanks to John Sutter for the blank), four oven pulls, and carved five Comfort Birds for the stressed-out cooks.

### **January Tool Swap - Thursday, January 4**

Don't miss our annual Tool Swap. Details are on the [event page](#). This is a chance to rotate tools you no longer use to someone who will and at a great price. For the buyers, great deals are always to be had. If you are a seller, please send me a short email so we know how many tables we will need.

### **December General Meeting - Stuart Batty**

There is a reason Stuart is one of the most sought-after demonstrators and teachers. He conducted both classes like he's done it hundreds of times before (which he has). We had lots of green blanks (thanks to the wood-cutting teams) for each student, and everyone went home with 3-5 rough-turned bowls that need to dry over the next months before final turning. His knowledge of woodturning is incredible, and his stories from the past were a lot of fun. Check out the [meeting video](#) and [class video](#).

### **AAW's Annual Symposium - in Portland**

Registration is Open and details were sent out a few weeks ago. We have 21 members apply through the club for an additional \$40 discount. *See the article below and check that your name is on my list.* Deadline for this discount is Jan 31.

### **AAW's Call for Videographers**

I am the local lead for Symposium videographers. See the article below for details and how to apply. For general volunteering, AAW will open the volunteer lists in early 2024 - watch your AAW emails.

### **Gathering of the Guilds - 2024**

Time to start thinking about if you want to participate in the show. Last year we had seven sellers in the NWWT booth. I need to know soon who wants to participate so I can register for the right size booth. See more information on the show [HERE](#) (but do not register). Please send me an email [HERE](#) if you want to be included in the NWWT booth.

### **Open Shop - January 13**

Start the year out right and stock up on supplies. We have a ton of green blanks that are sealed, and most are rough cut into blanks. As always, they are priced aggressively. Students from the one-day Stuart class should take advantage of Open Shop to practice what they learned. See you there.

### **Education**

Q1 and Q2 2024 classes have been posted on the [calendar](#) so check them out and register early as they fill up fast.

—Roger

## CLUB INFO

### **NORTHWEST WOODTURNERS**

[www.northwestwoodturners.com](http://www.northwestwoodturners.com)

*Meetings are held at 7PM on the 1st Thursday of each month at:*

Multnomah Arts Center  
7688 SW Capitol Hwy  
Portland, OR 97219

[\[map\]](#)

**President**  
[Roger Crooks](#)

**Vice President**  
[John Beechwood](#)

**Secretary**  
[Kevin Jesequel](#)

**Treasurer**  
[Mike Meredith](#)

**Board Members**  
Steve Newberry  
Lynne Hemmert  
Jim Schoeffel

### **STAFF VOLUNTEERS**

**Education Coordinator**  
Dave Wood

**Safety**  
Kevin Jesequel

**Wood Czar**  
Mark McNamara

**Demonstrators**  
Kevin White

**Store Sales**  
John Sutter

**Library**  
Lynne Hemmert

**Raffle**  
Kim Talley

**AV Backup**  
Dave Burgess

**Photography**  
Jim Schoeffel

**Web**  
Roger Crooks

**Newsletter**  
Bill Karow

## VP'S "TURN ON THINGS" • JOHN BEECHWOOD



Hard to believe that 2024 is at the door!

I hope everyone had a wonderful holiday season. Maybe even found some time to fire up your lathe!

In 2023, we had some great demonstrations and classes. I'm still working on filling out this year, but I think we are off to a great start.

In the new year, are you planning on making any resolutions? I was going to make a resolution to not procrastinate, but I think that will have to wait until next year!

Actually, I will make a few attempts at resolutions for 2024.

First: I intend to make sure I submit my monthly newsletter articles BEFORE they are actually due!

Second: I want to fill the rest of this year's demonstrations. I could use some help with this if you know of someone/something you want to see (or demonstrate yourself!), please let me know.

Third: Explore new processes in my shop, both on and off the lathe. Luckily the AAW symposium is in Portland this year!

Fourth: Clear out things from my shop that I don't need.

I look forward to seeing you all at the upcoming meeting/tool sale.

—John Beechwood

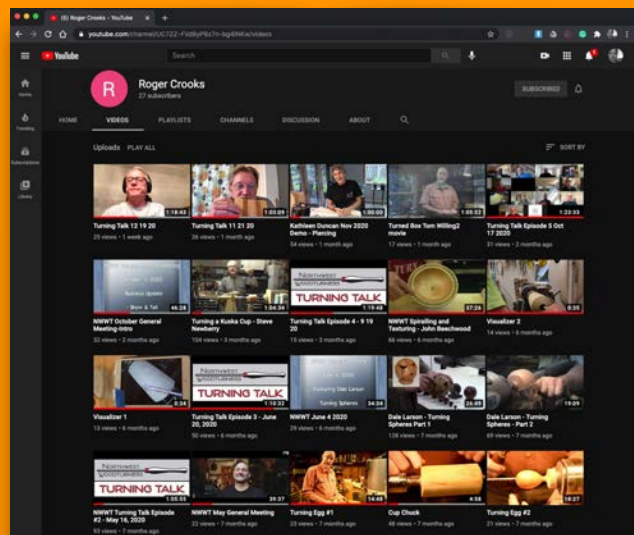


## RECORDED MEETINGS & DEMOS

Our monthly meetings and Turning Talks are available for viewing. Remember, to view past meetings, go to the [NWWT Calendar](#).

Recorded meetings are highlighted in **orange**. Click on the meeting to get the link.

Sunday	Monday	Tuesday	Wednesday	Thursday	Friday	Saturday
27	28	29	30	Oct 1	2	3
				5:30 PM October Meeting: Steve Newberry - Kuska Cup		
4	5	6	7	8	9	10
11	12	13	14	15	16	17
						9:00 AM NWWT - Turning Talk



## NWWT ANNUAL TOOL SWAP @ JANUARY MEETING



NORTHWEST  
WOODTURNERS

ANNUAL TOOL SALE

**What It Is**

This is always a popular event! NWWT members bring their turning tools and items that they seldom use to sell to other members. We will have tables set up for your use. Many of you are relatively new members and may not have been to one of these events before. It is not only a great opportunity to get some bargains on tools, but also to talk with other members about tools, and their experiences, and to get answers to questions you might have. You may see jigs that you have no idea what they do – this is your chance to learn.

**How it works**

While there will be a table of donated items whose revenue goes directly to the club, the rest of the sales are member-to-member. Cash and checks are the safest way to pay although some members may be able to accept credit cards or online apps like Venmo.

**How to participate**

Please arrive by 6:30 (or earlier) to set up your table. Make sure all items are priced. Also please hit the register button so we will know how many people to expect.

**Note: Only sellers need to register – Register [HERE](#)**



## AAW 2024 SYMPOSIUM • REGISTRATION



# AAW's 38th International Woodturning Symposium

## May 23-26, 2024 | Portland, OR

Registration for the [2024 AAW Symposium](#) here in Portland, Oregon May 23-26 at the Oregon Convention Center has been brisk with over 400 so far.

### Discounts

1. **\$50 Early Bird Discount** - For early registration by April 5. Details [HERE](#)
2. **\$40 chapter group discount** - by registering through local clubs such as NWWT. To do this, send your name to me at [nwwt.rogercrooks@comcast.net](mailto:nwwt.rogercrooks@comcast.net). **DO NOT REGISTER.**

### Here are your options.

- **Option 1 - \$50 discount** – Register by April 5 for a \$50 discount.
- **Option 2- \$90 total discount (AAW and NWWT members only)** – The AAW is also offering a chapter group discount of \$40.
  - The way it works, I need to tell AAW who is **registering by January 31**. This makes sure we get the Early Bird discount of \$50 plus the \$40. **Your name MUST BE TO ME BY January 31.**
  - **DO NOT REGISTER ON-LINE NOW.** AAW will send me your registration code which I will then send to you so you can register on-line before April 5.
- **Option 3 – Do nothing now.** Register at the normal rate after April 5. Details [HERE](#).

### IMPORTANT NOTES

1. Please only register with one club.
2. We need a minimum of five members to get the discount.

### Club entries as of Dec 25 – 21 members.

Jack Liskear, Jason Goodich, Sean Brown, Jeff Littman, Roger Levine, Tom Willing, Denise Kortez, Roger Crooks, Vern Owens, Dave Stallard, Rob Vogtman, John Vaeth, Mike Free, Bill Lind, Diane Moser, Rob Edgerton, Raymond Scesa, Kevin White, Glen Nord, David Williams, John Drake


<u>Registration</u>	<u>Normal Fee</u>	<u>By April 5</u>	<u>Club – Jan 31</u>
AAW Members	\$425	\$375	<b>\$335</b>
Non-Members	\$495*	\$445	<b>**</b>

\* Includes AAW membership.

\*\* Requires NWWT Membership – Join [HERE](#).

—Roger

## AAW'S CALL FOR VIDEOGRAPHERS • ROGER CROOKS



**AAW** | AMERICAN ASSOCIATION  
OF WOODTURNERS



## 2024 Symposium in Portland — May 23–26, 2024 — Call for Videographer Volunteers

I am the local lead for recruiting videographers for the show. My job is to collect the names of persons interested in being camera operators for the demonstrations. I will send the names to the AAW videographer committee. They will conduct a phone interview with you. The selection is done by the AAW committee. During the show, I will be available to assist and answer questions the videographers might have.

The 2024 show will be at the Oregon Convention Center as it was in 2017. There will be nine Demo rooms - two Live Demo rooms that go on-air, and seven Standard Demo rooms.

### Videographers Benefits

- Selected videographers receive free admission to the symposium, banquet, and a t-shirt.
- A total of 24-26 videographers are needed.

### Videographer Show Requirements

- **Technical knowledge** - will be part of the interview process.
- **Wednesday** - Unpacking of equipment and setup of the rooms. Not everyone is required.
- **Thursday** - Mandatory training on the boom cameras and the switcher. **Everyone is required to attend.**
- **Friday - Sunday** - Show
- **Sunday Afternoon** - Teardown. The more volunteers, the faster it will go.

### Videography Volunteers Timeline

- **December 15 - February 1** - The application process opens up. The link to the application will be on the [AAW website](#).
- **February** - Applicants are called for a short interview.
- **Around the first of April** - Applicants will be notified if they are selected.

### Details of the Job

There will be nine demo rooms including discussion rooms. Two of the nine rooms are live.

- There are a total of 90 demos for 10 rotations.
  - 20 demos in the two Live rooms - 12 videographers.
  - The remaining seven demo rooms with 70 demos will need 12 to 14 videographers.

### Two Live Demo Rooms - Four teams/three people per team = 12 Videographers

These rooms are broadcast live worldwide.

- **Boom Operator** - Operates the boom camera.
- **Switcher operator** - Controls what goes to air
- **Audience monitor (Chat)** - Monitors audience feedback and answers questions or passes the question to the demonstrator.

### Seven Demo Rooms - One Videographer per demo = 12-14 Videographers for 70 demos

Each room just has a boom camera and two large monitors. There will be a room helper who is not a videographer.


- **Boom Operator** - Operates the boom camera.

### Requirements

- **Boom Operator** - Looking for experienced camera operators. The boom will require training and practice which will occur on the Thursday before the show.
- **Switcher Operator (Live Rooms Only)** - Minimal technical knowledge is required, but knowledge of turning is required. Switcher orientation will occur on the Thursday before the show.
- **Audience Monitor (Live Rooms Only)** - Knowledge of turning required. They will monitor the online chat and answer questions or pass them on to the demonstrator—minimal technical knowledge is required.

—Roger

NWWT OPEN SHOP · SATURDAY, JANUARY 13



SATURDAY, JANUARY 13, 2024

9AM - 1PM

DAVE WOOD'S SHOP

24250 SW 65TH AVE, TUALATIN OR 97062

**LEARN TO TURN & LEARN TO SHARPEN!**



Open Shop will take place on **Saturday, January 13 from 9AM to 1PM**. Dave Wood will again open his shop to NWWT members to spend some time turning together. This is a chance for those of you new to woodturning to have questions answered, learn new techniques or address problems you might have encountered.

Open Shop is directed toward the new turner but **all are welcome!** Bring a project you want help finishing. Bring questions about methods. There will be six lathes available to use. Bring your own tools and wood, or you can also buy wood there.

- Admission is free.
- Bring your own tools and face shield.
- Proof of Vaccination and Masks are required at all times.
- If you have any COVID related symptoms, please stay home.
- Coffee and donuts will be provided.
- Portable toilet will be on on-site.
- If you have any questions, please feel free to contact Dave Wood or any other NWWT Board Member.

**Location:** 24250 SW 65th Ave  
Tualatin, OR 97062 [\[map\]](#)

**Contact:** Dave Wood  
NWWT Education Coordinator  
503-880-1349

# 2024 WOODTURNING CLASSES SCHEDULE • DAVE WOOD



Currently, our five courses are held three times each year – in the 1st quarter, 2nd quarter, and the 4th quarter. We take the summer off because we all need time for other activities.

The class schedule for the first half of next year has been set. You can sign up to reserve your spot [HERE](#).

—Dave

1/27/24	Saturday	<b><i>Sharpening Lathe Tools</i></b>
2/17/24	Saturday	<b><i>Spindle Turning Basics</i></b>
2/18/24	Sunday	<b><i>Bowl Turning Basics</i></b>
3/16/24	Saturday	<b><i>Bowl Turning 201</i></b>
3/17/24	Sunday	<b><i>Spindle Turning 201</i></b>
4/6/24	Saturday	<b><i>Sharpening Lathe Tools</i></b>
4/27/24	Saturday	<b><i>Spindle Turning Basics</i></b>
4/28/24	Sunday	<b><i>Bowl Turning Basics</i></b>
6/1/24	Saturday	<b><i>Bowl Turning 201</i></b>
6/2/24	Sunday	<b><i>Spindle Turning 201</i></b>





## SAFETY ARTICLE • KEVIN JESEQUEL

**Happy (Safe) New Year!**

A New Year is upon us. It is a time to reflect on years past and a time to plan for the year ahead.

As you make your resolutions this New Year, I hope one you'll make (and keep!) is to make safety a priority in the workshop.

Of course, there are inherent dangers in what we do, and we can't wrap everything in bubble wrap. But taking the time to just think a couple steps ahead can be the difference between a great day at the lathe and an unexpected trip to the ER.

Think about what you intend to do.

What are the steps?

What are the "snakes in the grass" you need to watch out for?

If something starts to go wrong, how can you safely "hit pause" and take a step back?

If you can't visualize the steps of your project in your head, write them down or sketch them out.

Let's find ourselves at this time in 2024 with as many digits and no more scars than we have today.

Happy New Year, and happy turning in 2024!

—Kevin



## NWWT NAMETAGS



**Name Tags** - The NWWT Board has authorized that new name tags will be free for the asking. Bill Karow has redesigned the tag to be more readable. If you have recently ordered a name tag, your \$7 will be refunded to you via PayPal. If you have the old design, please order a new one.

Click [HERE](#) to order your (free) name tag.

## THE STUART BATTY EXPERIENCE • DAVE WOOD

The high point of 2023 for the education program was *The Stuart Batty Experience*, which began Thursday night at our monthly meeting, followed by full-day classes Friday, Saturday, and Sunday (December 8–10). Friday's class focused on basic-level bowl-turning skills. We had eight students each day, and Friday's session included Tim Moore, Marty Lawrence, Ruth Warbington, Glenn Nord, Tammi Connelly, Ed Swakon, Jennifer Carpenter, and Gina Naujock. Assisting Stuart were coaches Roger Crooks, John Beechwood, Tom Willing, and Dave Wood.



Stuart taught his approach to turning bowls using the 40/40 gouge and turning techniques, which he pioneered at a young age as a professional production woodturner in England. Stuart's technique evolved to be very fast and efficient because a production turner's time is also his money. Speed is not so important to most of us, but efficiency always counts. Efficiency means less sanding, and less sanding is always a good thing.



Because of all the woodcutting parties in the last 10 weeks, we had plenty of wet turning blanks for the classes. Each student used five or six blanks. By the end of the three days, we had used almost 50 spindle blanks and over 90 bowl blanks. Here's a hearty "THANK YOU" to our Wood Czar, Mark McNamara, and all the woodcutters who took the time and braved the wet weather to bring in the wood for us!

# THE STUART BATTY EXPERIENCE • (CONT.)



At Friday's mid-morning coffee break, we realized we had not told anyone to bring a lunch. Some familiar with our routine had brought one, but others had not. We did have donuts, but...


So, what to do when you have a lunch emergency? Call Domino's, of course. And large pizzas magically appear in 30 minutes! After lunch, I noticed that the people who *had* brought lunch also enjoyed the pizza, so it got added to the lunch agenda for all three class days. Pizza makes people happy, and happy people learn more, faster.




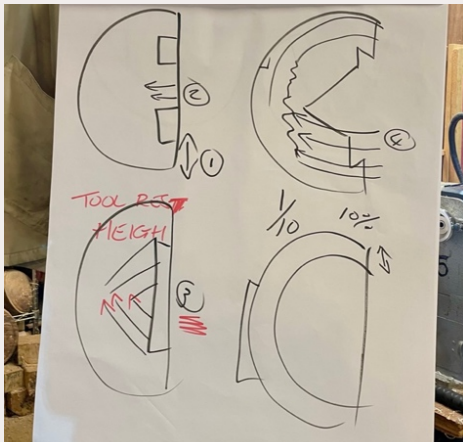
We took morning and afternoon breaks each day for a chance to sit down, have a cup of coffee, and get questions asked and answered. With a teacher like Stuart, there is *so much* information to digest in a short time. While there is no substitute for being there in person and having him at your side to coach you personally, his complete library of available free videos is always out there for review, or for those questions we didn't think of at the time.



## THE STUART BATTY EXPERIENCE • (CONT.)



The roster for the Saturday and Sunday two-day class included Roger Klick, Chris Dix, Dave Burgess, Rob Vogtman, Steve Newberry, Steve Collett, John Vaeth, and Don Jensen. With two days, we had time to focus on developing more advanced turning skills for both spindles and bowls. Coaches rotated a bit to include Dave Williams and Bill Karow.



Any Stuart Batty class begins with sharpening tools and a discussion of how his negative rake scrapers are not really scrapers - they are "abraders" because its edge does not cause grain tearout, which a true scraper can do. It's a very fine difference not visible to the naked eye, but Stuart said, "In hindsight, I should have named them negative rake *abraders* rather than negative rake scrapers".



## THE STUART BATTY EXPERIENCE • (CONT.)



Next, we dove into detailed hands-on instruction and coaching on how to free-hand sharpen the 40/40 bowl gouge. Stuart sharpened everyone's 40/40 gouges to get students started right. In addition to the 40/40 gouge and negative rake "abraders", we got an education on Stuart's version of a bottom gouge – basically a parabolic bowl gouge with the same grind as a spindle roughing gouge, featuring a 60° to 65° bevel angle. His logic is this—the bottom of a bowl is essentially all side grain, which the spindle roughing gouge shape loves to cut, so we copy that spindle roughing gouge configuration onto a strong shafted bowl gouge, and voila – a perfect smooth-cutting bottom bowl gouge that produces no tear-out. All day long we heard, "this is how we cut a surface without tear-out". That one point is probably the most important of all we learned in the two-day class.





Having a few coaches from the club on hand was a bit of an experiment. As good at turning as we might be, none of us can teach the way Stuart does. Our goal was to help keep the pace of the classes lively, and facilitate Stuart's ability to rotate around the shop and spend maximum quality time with each student. I think we accomplished that objective based on the number of bowls turned during the three days, and the size of the shavings piles at the end of each day. We moved a massive amount of shavings out the back door, but we're prepared for that.



After the last class, Chris Dix did the cleanup dance with the 5-hp vacuum/blower/chip maserator like no one has before. We never know when we will find our life's calling. Right, Chris?

—Dave

## MONTHLY CHALLENGE – SPALTED TURNINGS

—  All Photography by Jim Schoeffel  —

*Jason Goodrich*



Pizza Cutter  
Spalted Tamarind  
Polyurethane and Blue Fabric Dye finish  
4" dia. cutter, 6" long handle



## SHOW-N-TELL

I would like to encourage all members — advanced, intermediate and especially new-comers — to share their woodturnings with the rest of the club. When I first joined NWWT, I remember thinking that my pieces weren't good enough to show to the whole club. But when I finally did bring one to a meeting, it was well received, and I got a lot of positive comments and helpful, constructive criticism. I've been showing and telling ever since. It's a great way to share tips and techniques, to teach and to learn.

—bk

—  All Photography by Jim Schoeffel  —

### Denvy Larson

Inside Out Ornaments - White Oak (from left)

1.5" dia. x 4" tall, 2.25" dia. x 5" tall, 2.5" dia. x 4.5" tall, 2" dia. x 3.25" tall



### Roger Crooks

Maple Platter - Black dye, then Red dye, Yellow dye & spots of Blue dye; Lacquer top coat 8.75" dia. x 0.75" high



### Roger Crooks

Chinese Chestnut Bowl Torched & India Ink finish  
10.75" dia. x 4.5" high



SHOW-N-TELL • (CONT.)

All Photography by Jim Schoeffel

*Phil Lapp*

Maple Wedding Candle Holders  
First 6 of 40 needed (from left):  
2.5" dia. x 7.5" tall  
2" dia. x 6.5" tall  
1.75" dia. x 6.5" tall  
1.5" dia. x 4.5" tall  
1.5" dia. x 8.5" tall  
2.75" dia. x 5.75" tall



*Steve Newberry*

Maple, Rosewood, Brass Ornament  
3.25" dia. x 2.4" high plus 4.5" long finial





SHOW-N-TELL • (CONT.)

All Photography by Jim Schoeffel

Steve Newberry

Maple Lanterns with LED Tea Lights  
2" dia. x 4.25" high



Bill Karow

Cherry Bowl  
Textured, Ebonized, Sanded  
5.0" dia. x 4.13" high



Skip Burke

Maple Burl Bowl  
9.25" dia. x 2.0" high



SHOW-N-TELL • (CONT.)

All Photography by Jim Schoeffel

*Bill Karow*

Cherry Bowl  
Carved and Ebonized  
4.5" dia. x 3.25" high



*Bill Karow*

Ash Hollow Form  
Sandblasted & Ebonized  
5.38" dia. x 2.25" high



*Roger Moore*

Hawthorn Bolt & Nut Box with Threaded Lid  
1.8" Hex Lid and Nut, 4.38" long Bolt



## NWWT STORE • LUANN & JOHN SUTTER



**The NWWT Store just got a new drum of Anchorseal, so we now have a good supply for “cutting season.”**

The full store will be open at our in-person monthly general meetings.

We also stock our most popular items, including sanding supplies and CA glue, at our monthly Open Shops.

Payment by cash or credit card.



## LIBRARY NEWS • LYNNE HEMMERT



## NEWS from the LIBRARY CART!

The Library will be open at the club meeting. NWWT has an extensive collection of books and DVD's, covering all facets of woodturning.

If you have checked out material in the past, please look around your space and bring any books and/or DVD's back to our next meeting, so that other club members can benefit as well.


Thanks!

—Lynne



## NEED INSPIRATION? • ROGER CROOKS

### Show-n-Tell & Monthly Challenge



Need some new ideas of what to turn on that special piece of wood or looking for ideas on how to embellish you piece? You can turn to Pinterest for ideas OR you can look at what your fellow members are doing.

Maybe you saw something at Show & Tell but don't remember the details. Check out our website's [Gallery](#). All the photos that are submitted for each meeting and the pictures taken by Jim at real meetings are/will be posted on this page.

If you need to contact the maker, check with Bill, and he may be able to give you the member's name.

—Roger

## SHOW OFF YOUR WORK ON THE WORLD WIDE WEB

Hey, all you Northwest Woodturners club members,

Did you know there is a special place on the World Wide Web where you can show off your woodturning to other club-members, as well as the rest of the world?

Below is a simple walkthrough to help you create your own photo album(s) and upload your work:

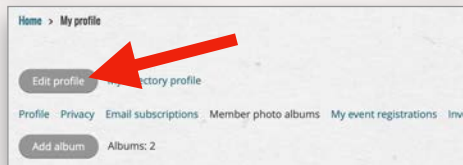


Go to [www.northwestwoodturners.com](http://www.northwestwoodturners.com) and log in to your account.

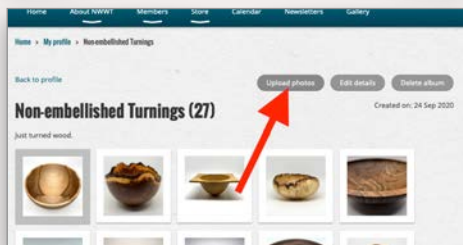
You should see your name in the upper right of the homepage. Click on your name to take you to your Member Page



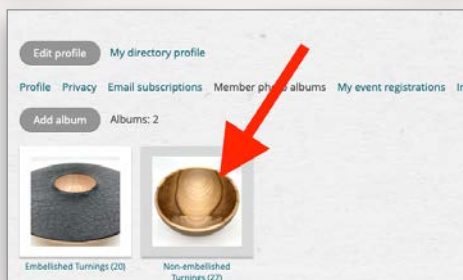
Click **Member Photo Albums**.



Click on the **Add Album** button and name it whatever you'd like.



Click on the **Upload Photos** button.



Then upload your favorite digital images from your computer.

Easy peasy!

—bk

## 2024 MEETINGS &amp; DEMONSTRATORS



DATE	PROGRAM	MONTHLY CHALLENGE
2024		
Thursday, January 4	Annual Tool Swap	
Thursday, February 1	John Beechwood • Tulips	Turn Something with a New Tool
Thursday, March 7	Kevin Jesequel • Hollow Forms	Turn a Tulip
Thursday, April 4	Dr. Seri Robinson • Turning Spalted Wood	Turn a Hollow Form
Thursday, May 2	Rob Vogtman • Router Inlays	Turn a Spalted Piece
Thursday, June 6	Janice Levy • Pyrography	Turn an Inlaid Piece
Thursday, July 4	Bill Karow • Texturing	Burn Something
Thursday, August 1	BBQ Picnic & Auction	Enjoy the Auction!
Thursday, September 5	TBD	Turn and Texture Something
Thursday, October 3	TBD	TBD
Thursday, November 7	TBD	TBD
Thursday, December 5	No Meeting This Month	Happy Holidays!

## BULLETIN BOARD



If you have woodturning tools for sale, a new source for woodturning stock, upcoming estate sales, need help or have questions that need answering, [let me know](#) so I can post it on the Bulletin Board section of next month's NWWT newsletter.



## OTHER WOODTURNING CLUBS NEARBY

*Please check individual club websites for current information regarding their monthly online meetings.*



**WOODTURNERS OF OLYMPIA**  
[woodturnersofolympia.org](http://woodturnersofolympia.org)

**2nd TUESDAY of every month @ 6:30pm**  
 First Baptist Church of Olympia  
 904 Washington St SE, Olympia, WA 98507 [\[map\]](#)



**SW WASHINGTON WOODTURNERS**  
[southwestwashingtonwoodturners.com](http://southwestwashingtonwoodturners.com)

**2nd Thursday of every month @ 7:00pm**  
 Friends of the Carpenter's Center  
 1600 W 20th St, Vancouver, WA 98660 [\[map\]](#)



**CASCADE WOODTURNERS**  
[cascadewoodturners.com](http://cascadewoodturners.com)

**3rd THURSDAY of every month @ 6:00pm**  
 Wild Lilac Child Development Center  
 3829 SE 74th Ave, Portland, OR 97230 [\[map\]](#)



**BEAVER STATE WOODTURNERS**  
[beaverstatewoodturners.com](http://beaverstatewoodturners.com)

**4th THURSDAY of every month @ 6:00pm**  
 Coburg Community Charter School  
 91274 N Coburg Rd, Coburg, OR 97408 [\[map\]](#)



**WILLAMETTE VALLEY WOODTURNERS**  
[willamettevalleywoodturners.com](http://willamettevalleywoodturners.com)

**2nd THURSDAY of every month @ 6:30pm**  
 Center 50+ Senior Center  
 2615 Portland Rd, NE Salem, OR 97303 [\[map\]](#)



# VENDOR SPONSORS ARE KEY TO OUR SUCCESS!

A key component of our financial stability as a club is our vendor sponsors. Our vendors provide periodic gift certificates for the raffle and our annual auction. In addition we receive product donations from some of them. If that were not enough, some also give individual discounts to club members. All this contributes to our financial health. We encourage all of you to patronize our vendor sponsors. It is good for you, good for them, and good for the club.

Click on each logo to go to their website



Gift Certificates + Merchandise Donations



Gift Certificates



10% Off Regular Price



10% Off Blades + Sharpening



Gift Certificates + Merch Donations + 10% Off



10% Off Regular Price



10% Off Regular Price



Gift Certificates + 10% Off



10% Off Regular Prices



10% Off Regular Prices



10% Off All Orders

***NWWT membership has benefits!***

Show your NWWT Membership Card to receive a discount off your purchase at Gilmer Wood, Rockler, Woodcraft, Woodcrafters, Crosscut Hardwoods, Milwaukie Hardwoods, Hamilton Lee Supply, and Oregon Carbide Saw.

Past newsletters can be accessed from the NWWT website [here](#).

If you do not receive a courtesy email from me by the beginning of the month indicating that a new newsletter is available online, please send [me](#) your current email address.

**Submissions to the newsletter are due by the last Thursday of the month.**

Articles, tips, web links, classified ads and other woodturning-related items are welcome! Send them to [me](#).

For other business inquiries, contact Northwest Woodturners at: Northwest Woodturners  
PO Box 1157  
Lake Oswego, OR 97035