

NORTHWEST WOODTURNERS



Founded 1995 Pacific Northwest Oregon Chapter of The American Association of Woodturners

AAW AMERICAN ASSOCIATION
OF WOODTURNERS

FEBRUARY 2024



Welcome to
OPEN SHOP

Northwest
Woodturners

NORTHWEST WOODTURNERS

PRESIDENT'S MESSAGE • JOHN BEECHWOOD



I want to wish Roger a rapid recovery and assure him we are doing what needs to be done to keep things moving forward.

With Roger having to step back, I will be assuming the duties as President of NWWT. Dave Wood will assume the duties of Vice President, Mike Meredith will remain as Treasurer, and Tammi Connolly will remain as Secretary. We will announce this formally at the meeting this Thursday, February 1, and call for an official vote at our club meeting on March 7. To help me manage the flood of emails, I ask that you use the subject line with the specific topic you need assistance with. If someone has an interest in one of

these positions or would like to nominate someone, this needs to be done at one of these two meetings. If you are currently a board member or wish to be, please let me know as soon as possible by sending an [email to me](#) with the subject line *NWWT Board Member Current* or *NWWT Board Member NEW*.

As I am transitioning into this role as President, I will try to make it as seamless as possible. Roger did so much more than even I realized. Please be patient as we work things out.

Unfortunately, the MAC has had a water line break, so this could disrupt our February meeting. If we have to change the meeting, I will send out an email to all. If you don't hear anything, then the meeting will go on as scheduled.

We are desperately looking to fill the following critical positions!

- 1. Lead for the AV** – We have had some problems with interfacing with the MAC system and need help getting this all fixed and reliable. We also need to have a group so that if someone can't attend, we have the depth to cover it. Please send me an email with the subject line *NWWT AV Group* and list what you can do in the email.
- 2. Education Director** – Dave Wood has things pretty well laid out and will help with the transition. Might be good to have two people. Please send me an email with the subject line *NWWT Education Group* and list what you can do in the email.
- 3. Web Master** – Tammi Connolly has offered to work on this but, could use some help. Please send me an email with the subject line *NWWT Web group* and list what you can do in the email.

[AAW's Annual Symposium](#) – In Portland May 23-26

Registration is Open and details were sent out a few weeks ago. We have 28 members on the list for the club to receive an additional \$40 discount. See the article below. I sent an email to those I have on the list. If you did not get the email, please let me know ASAP. The deadline for this was set at Jan 31. If you already registered, please send me an email with the subject *AAW Club discount already registered*. I have talked to the AAW about making adjustments to ensure you are getting the best value available.

CLUB INFO

NORTHWEST WOODTURNERS www.northwestwoodturners.com

Meetings are held at 7PM on
the 1st Thursday of each month at:

Multnomah Arts Center
7688 SW Capitol Hwy
Portland, OR 97219

[\[map\]](#)

President
[John Beechwood](#)

Vice President
[Dave Wood](#)

Secretary
[Tammi Connolly](#)

Treasurer
[Mike Meredith](#)

Board Members
Steve Newberry
Lynne Hemmert
Jim Schoeffel

STAFF VOLUNTEERS

Education Coordinator
Dave Wood

Safety
Kevin Jesequel

Wood Czar
Mark McNamara

Demonstrators
Kevin White

Store Sales
John Sutter

Library
Lynne Hemmert

Raffle
Kim Talley

AV Backup
Dave Burgess

Photography
Jim Schoeffel

Web
Roger Crooks

Newsletter
Bill Karow

PRESIDENT'S MESSAGE • (CONT.)

AAW's Call for Videographers

See the article below for details and how to apply. For general volunteering, AAW will open the volunteer lists in early 2024 – watch your AAW emails.

Gathering of the Guilds – April 19-24, 2024

Time to start thinking about if you want to participate in the show. Last year we had seven sellers in the NWWT booth. Jason Goodrich is taking the lead on this. If you haven't already talked to him about participating, you need to do it now so he can register for the right size booth as the deadline is January 31. See more information on the show [HERE](#) (but do not register). Please send an email to Jason [HERE](#) if you want to be included in the NWWT booth.

Open Shop – February 10

Stock up on supplies. We have a ton of green blanks that are sealed, and most are rough cut into blanks. As always, they are priced aggressively low. Students from the one-day Stuart class should take advantage of Open Shop to practice what they learned. See you there.


Education – Q1 and Q2 2024

Classes have been posted on the [calendar](#) so check them out.

—John Beechwood



ANNOUNCEMENT FROM ROGER CROOKS



Dear Members and Friends,

Over the holidays, I came down with a very painful blood infection that settled in my spine – tentatively diagnosed as discitis/osteomyelitis with small epidural abscess. Lots of fancy words, but it has left me pretty much unable to participate in the many activities I've been involved in.

As a result, I've resigned as the NWWT President to focus on getting better. The current board is working on a redistribution of responsibilities so we can continue as before. More information will be forthcoming.

Two notes:

1. We need a webmaster to take over for me. I will train anyone who has an interest in this. A good website is 90% marketing and writing and 10% technical, which is easy to learn. So, if you are creative let us know.
2. NWWT has four AAW Symposium passes to be given out based on financial need. This is totally on the honor system – we will not ask for any information. We will have a random draw in February. Please see below for further information.

—Roger

AAW INTERNATIONAL SYMPOSIUM GRANTS • NWWT

AAW International Symposium — May 23-26 2024 at the Oregon Convention Center

NWWT is offering four free registrations to [AAW's International Symposium](#) for members that would otherwise not be able to attend due to financial constraints.

To be fair and unbiased, the board decided to make it a random selection from those that send in their name. This is all on the honor system, no details required.

If you have financial needs and would like to attend the symposium here in Portland, please click [HERE](#) to go to the webpage and enter your contact information.

<https://northwestwoodturners.wildapricot.org/Sys/Poll/50329>

Submissions need to be in by February 29, and winners will be announced the following week on March 7.



AAW PORTLAND SYMPOSIUM • MAY 23-26, 2024

We are four months or less from the AAW symposium.

The local committee team leaders had a meeting here in Portland on Saturday January 20th with Jen Newberg, AAW Executive Director; Jay Brown, AAW Boardmember and Symposium Chair; and Dave and Sue Madden, AAW's National Volunteer Coordinators. It was a chance to meet the people who will be directing the symposium. Registration for the symposium is going very well, and a good turnout is expected.

As members know from past Oregon symposiums and past AAW symposiums here in Portland, it takes a lot of volunteers to make it happen. I will attempt to keep everyone advised on where we need help. Most of the roles are done before the symposium. Some like Tool Room, Video and Instant Gallery occur during the symposium. We are asking everyone to pitch in and help out where they can.

We still need to lead persons for Merchandise and Spouse Craft Room. Basically, Merchandise is helping in the AAW booth selling AAW T-shirts, books and other items. Spouse Craft Room is being a host for the out-of-town spouses that wish to work on their craft and socialize with other abandoned spouses. If you have a spouse or friend that would like to help out in these roles, please let me know.

Volunteering for a committee is easy. You can contact the local lead and discuss where help is needed. The the easiest way to volunteer is to use AAW's Sign Up Genius program. Here is a brief description of how it works:

Members who wish to volunteer can go to the [AAW website](#) and click on the **Portland logo** (or go directly to aawsymposium.org).

- Next, go to the bottom of the screen and click on **Volunteer**.
- Next, click on **Sign Up**
- You will see a list of committees. Click on the committee you are interested in. It will show you the times we need volunteers. (If you want to go there directly, you can click [HERE](#).)
- You can fill out your name, email address and t-shirt size. Click on **Sign up Now**.
- You will get an automatic email saying when you signed up and what for.
- Then four days before the symposium, you will get an email reminding you what you signed up for.

For questions dealing with the Sign Up Genius, Sue Madden will be able to help you. Her contact email is: skmadden@asu.edu

Local committee leads:

Raffle – Steve Newberry

Instant Gallery - Kathleen Duncan

Wood – Mike Meredith and Dave Wood

Tool Room – Gary Borders

Video – Steve Walgrave and Roger Crooks

International Demonstrators – Kevin Jesequel

Shipping – Dale Larson

Volunteer Booth – Adam Cox

Registration – Sarah Livingstone

Youth – Larry Curry

Vendor/Safety – Harvey Rogers


Grinder Setup – Don Jensen

Thank you to everyone who has already volunteered and those that will. If you have questions feel free to contact me at woodbowl@frontier.com.

—Dale Larson



AAW'S CALL FOR VIDEOGRAPHERS • STEVE WALGRAVE



AAW | AMERICAN ASSOCIATION OF WOODTURNERS

2024 AAW Symposium – Portland, May 23 – 26, 2024 • Pacific NW Woodturners Call for Videographers – **Deadline to Apply is February 1, 2024**

As some of you already know, Roger Crooks has been hospitalized and is no longer able to take lead on organizing videographers for the 2024 AAW Symposium.

Thus, I, Steve Walgrave, am taking up this challenge, and re-issuing the call for volunteers, as I do not have info from Roger. Please consider being a volunteer for this important task, as we urgently need as many as 25 videographers. Please notify me (swalgrave@comcast.net) if you are interested, **as well as apply on the AAW website.**

2024 Symposium

The 2024 show will be at the Oregon Convention Center as it was in 2017. There will be 9 demo rooms - 2 Live Demo rooms that go on-air, and 7 standard demo rooms.

Videographers Benefits

- Selected videographers receive free admission to the symposium, banquet, and a t-shirt.
- A total of 24-26 videographers are needed.
- Opportunities to interact with the demonstrators

Technical knowledge - will be part of the interview process.

Videography Volunteers Timeline

- **December 15 – February 1** – Link to the application is on the AAW website or click [HERE](http://www.woodturner.org/Woodturner/Woodturner/Events/Calls-for-Entries.aspx#:~:text=Call%20for%20Videographers%20and%20Streaming,May%202023%2D26%2C%202024). (www.woodturner.org/Woodturner/Woodturner/Events/Calls-for-Entries.aspx#:~:text=Call%20for%20Videographers%20and%20Streaming,May%202023%2D26%2C%202024)
- **February** – Applicants are called for a short interview.
- **Around the first of April** – Applicants will be notified if they are selected.

Details of the Job

There will be 9 demo rooms including discussion rooms. 2 of the 9 rooms are live.

- 20 demos in the 2 Live rooms – 12 videographers.
- The remaining 7 demo rooms with 70 demos will need 12 to 14 videographers.

2 Live Demo Rooms – 4 teams/3 people per team = 12 Videographers

These rooms are broadcast live worldwide.

- **Boom Operator** – Operates the boom camera.
- **Switcher operator** – Controls what camera feed goes to air. Minimal technical knowledge required.
- **Audience monitor (Chat)** – Monitors audience feedback and answers questions or passes the question to the demonstrator. Knowledge of turning required.

7 Demo Rooms – One Videographer per demo = 12–14 Videographers for 70 demos

Each room just has a boom camera and two large monitors. There will be a room helper who is not a videographer.

- **Boom Operator** – Operates the boom camera. Looking for experienced camera operators. The boom will require training which will occur on the Thursday before the show.

Symposium Show Timeline

- **Wednesday** – Unpacking of equipment and setup of the rooms. Not everyone is required.
- **Thursday** – Mandatory training on the boom cameras and the switcher. **Everyone is required to attend.**
- **Friday – Sunday** – Show
- **Sunday Afternoon** – Teardown. The more we have the faster it will go.

Local Contact/Lead: Steve Walgrave – swalgrave@comcast.net

—Steve Walgrave

AAW 2024 SYMPOSIUM • REGISTRATION



AAW's 38th International Woodturning Symposium

May 23-26, 2024 | Portland, OR

Registration for the [2024 AAW Symposium](#) here in Portland, Oregon May 23-26 at the Oregon Convention Center has been brisk with over 400 so far.

Discounts

1. **\$50 Early Bird Discount** - For early registration by April 5. Details [HERE](#)
2. **\$40 chapter group discount** - by registering through local clubs such as NWWT. To do this, send your name to me at nwwt.rogercrooks@comcast.net. **DO NOT REGISTER.**

Here are your options.

- **Option 1 - \$50 discount** – Register by April 5 for a \$50 discount.
- **Option 2- \$90 total discount (AAW and NWWT members only)** – The AAW is also offering a chapter group discount of \$40.
 - The way it works, I need to tell AAW who is **registering by January 31**. This makes sure we get the Early Bird discount of \$50 plus the \$40. **Your name MUST BE TO ME BY January 31.**
 - **DO NOT REGISTER ON-LINE NOW.** AAW will send me your registration code which I will then send to you so you can register on-line before April 5.
- **Option 3 – Do nothing now.** Register at the normal rate after April 5. Details [HERE](#).

IMPORTANT NOTES

1. Please only register with one club.
2. We need a minimum of five members to get the discount.

Club entries as of Dec 25 – 21 members.

Jack Liskear, Jason Goodich, Sean Brown, Jeff Littman, Roger Levine, Tom Willing, Denise Kortez, Roger Crooks, Vern Owens, Dave Stallard, Rob Vogtman, John Vaeth, Mike Free, Bill Lind, Diane Moser, Rob Edgerton, Raymond Scesa, Kevin White, Glen Nord, David Williams, John Drake

<u>Registration</u>	<u>Normal Fee</u>	<u>By April 5</u>	<u>Club – Jan 31</u>
AAW Members	\$425	\$375	\$335
Non-Members	\$495*	\$445	**

* Includes AAW membership.

** Requires NWWT Membership – Join [HERE](#).

—Roger

REGISTRATION VOLUNTEERS NEEDED • SARAH LIVINGSTONE



Hello Fellow Woodturners,

Are you looking forward to our AAW national symposium right here in Portland from May 23–26? What an opportunity to learn some new techniques and to meet other woodturning enthusiasts from around the world! **I am looking for volunteers to assist with registration.** You will be handing out packets and badges, and greeting attendees along with other simple things. **This is a fun and easy way to get involved.** Symposium registration is not required so please encourage your spouse or others interested to volunteer some of their time.

AAW has a Sign-up Genius for shifts and you will receive a free volunteer t-shirt for your efforts. 24 volunteers are needed for Thursday's pre-registration, 16 for Friday, and a few for Saturday/Sunday. Shifts are 2.5 hours.

Here is how to sign up:

- You can either sign up directly by going to the AAW website and clicking on the Portland Logo or go directly to aawsymposium.org.
- Next, go to the bottom of the screen and double-click on **Volunteer**.
- Click on **Sign up**.
- You will see a list of committees. Click on **Registration**. Please include your T-shirt size. When done please click **Save**. You will get an automatic email saying when you signed up and what for. Then four days before the symposium, you will get an email reminding you what you are signed up for.
- If you need assistance with this process, please call or text me at (626)975-1825 or email me at pixieplants@gmail.com using **AAW registration** in the subject line, and I will gladly assist you.

THANK YOU for helping your community and supporting the AAW Symposium.

All the best,

Sarah Livingstone
(626) 975-1825
pixieplants@gmail.com



LIBRARY NEWS • LYNNE HEMMERT



NEWS from the LIBRARY CART!

The Library will be open at the club meeting. NWWT has an extensive collection of books and DVD's, covering all facets of woodturning.

If you have checked out material in the past, please look around your space and bring any books and/or DVD's back to our next meeting, so that other club members can benefit as well.

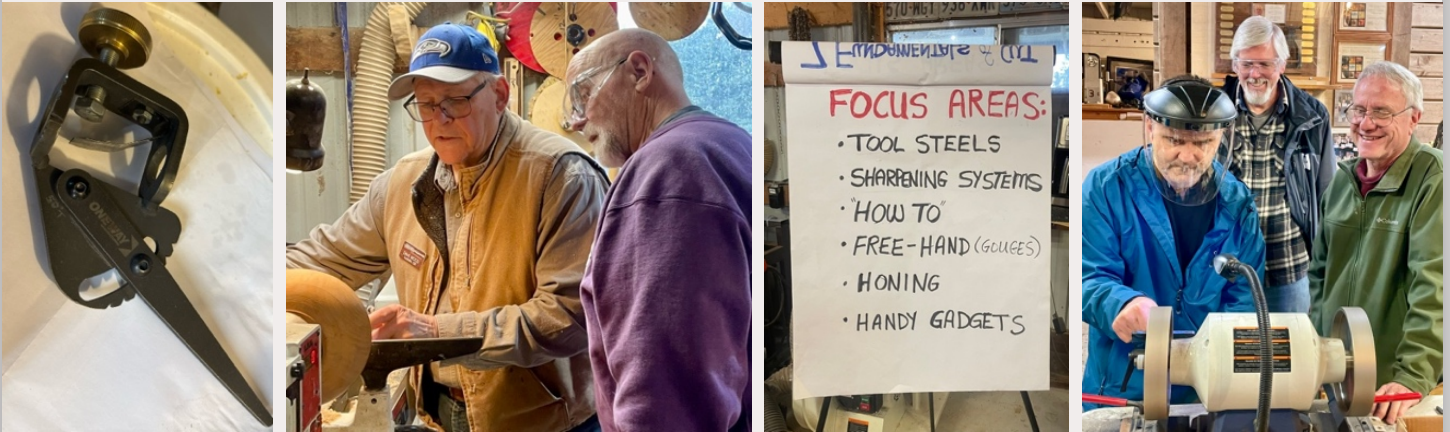
Thanks!

—Lynne

SHARPENING CLASS REVIEW • DAVE WOOD

"If you can still see the cutting edge, you don't have one, yet."

Sharpening Lathe Tools, the kickoff class for the first quarter 2024 training schedule was held on Saturday, January 27. We had a full session with six students, including Terrance Nefcy, Kurt Koudelka, Eugene Litvin, Bob Schmidt, Mike Free, and Mike Birrenkott. Mike Meredith and Dave Wood served as Instructors, and Steve Newberry, Skip Burke, John Beechwood, and Tom Willing filled the coaching roles. As is our goal, each student had a coach at his side for help at each step along the way. Over the last couple of years, we have learned that this approach allows us to better customize our instruction to each student based on their current skill level. In this class, one of them was ready for more instruction on free-hand sharpening, so we helped him advance his skill level along that path. Others were new to turning and needed the basics first.



The next Sharpening Lathe tools class is on Saturday, April 6. If you are new to turning or just want to tune up your grinding skills, sign up today to get your spot in the class.


The Spindle Turning Basics class is just around the corner on February 17. There are still two slots available as of this writing. The Bowl Turning Basics class for Sunday, February 18, is currently full, but add yourself to the waiting list if you want a chance to attend. We frequently have last-minute cancellations, and our website system automatically slots the first name on the waiting list to the opening.



Please direct any questions or comments on the education program in general, or classes in particular to Dave Wood at 503-880-1349. davewood.trucks@comcast.net

—Dave Wood

NWWT OPEN SHOP · SATURDAY, FEBRUARY 10



SATURDAY, FEBRUARY 10, 2024

9AM - 1PM

DAVE WOOD'S SHOP

24250 SW 65TH AVE, TUALATIN OR 97062

LEARN TO TURN & LEARN TO SHARPEN!



Open Shop will take place on **Saturday, February 10 from 9AM to 1PM**. Dave Wood will again open his shop to NWWT members to spend some time turning together. This is a chance for those of you new to woodturning to have questions answered, learn new techniques or address problems you might have encountered.


Open Shop is directed toward the new turner but **all are welcome!** Bring a project you want help finishing. Bring questions about methods. There will be six lathes available to use. Bring your own tools and wood, or you can also buy wood there.

- Admission is free.
- Bring your own tools and face shield.
- Proof of Vaccination and Masks are required at all times.
- If you have any COVID related symptoms, please stay home.
- Coffee and donuts will be provided.
- Portable toilet will be on on-site.
- If you have any questions, please feel free to contact Dave Wood or any other NWWT Board Member.

Location: 24250 SW 65th Ave
Tualatin, OR 97062 [\[map\]](#)

Contact: Dave Wood
NWWT Education Coordinator
503-880-1349

2024 WOODTURNING CLASSES SCHEDULE • DAVE WOOD



Currently, our five courses are held three times each year – in the 1st quarter, 2nd quarter, and the 4th quarter. We take the summer off because we all need time for other activities.

The class schedule for the first half of next year has been set. You can sign up to reserve your spot [HERE](#).

—Dave

2/17/24	Saturday	<i>Spindle Turning Basics</i>
2/18/24	Sunday	<i>Bowl Turning Basics</i>
3/16/24	Saturday	<i>Bowl Turning 201</i>
3/17/24	Sunday	<i>Spindle Turning 201</i>
4/6/24	Saturday	<i>Sharpening Lathe Tools</i>
4/27/24	Saturday	<i>Spindle Turning Basics</i>
4/28/24	Sunday	<i>Bowl Turning Basics</i>
6/1/24	Saturday	<i>Bowl Turning 201</i>
6/2/24	Sunday	<i>Spindle Turning 201</i>



WOOD HARVEST REPORT • MARK McNAMARA



First, I hope everyone stayed safe and warm during last week's winter weather event. While the rest of the region collectively freaked out about the snow, ice and wind, I hope you (like me) were counting the days till you could get out of the house to survey the bounty such a storm brings to us wood-turners. The emails are already rolling in about downed hardwoods all across the region. Let me know if something attractive came down in your neck of the woods!

That said, December was equally generous. We had two really successful wood cutting parties, gathering English walnut, cherry and red oak.

I can't say it enough; we are so lucky to live in an area that has so many beautiful species of wood that happily grow here in the Pacific Northwest.

We are also lucky to have a group of hardy volunteers willing to bust their butts rain or shine to harvest wood for the club. If you've harvested wood by yourself, you know this is hard work. It's so nice to have a team to tackle the bigger projects, and I want to take a moment to recognize the individuals that helped last month. Thank you all for your hard work and good company!

Walnut and Cherry Wood(12/9)


Roger M., Jeff F., Stewart S., Tammi C., Mike B., Doug P., Len K.

Oak Wood (12/16)

Doug P., Jeff F., Mike B., Stewart S., Tammi C.

Sealing and Storage Organization (12/16)

Matthew W., Roger L., Danny B.



I specifically want to recognize Doug Pizac for helping me by leading the oak wood harvest December 16th. Doug works hard, always comes prepared and is willing to sacrifice both his free time and truck suspension to get the job done. Thanks Doug! We appreciate you.

Please continue to keep an eye out for wood cutting opportunities; we're sure to have some good outings coming up. Also, please make your way to Dave Wood's for the next open shop and take home some of the beautiful wood we've been collecting for you.

Stay sharp folks,

Mark Mac
NWWT Wood Czar



JANUARY'S OPEN SHOP – "THE SHOW DID GO ON"



It was indeed cold and windy, but Don Guenther and David Fisk braved the elements and came on over. Both have four-wheel drive and made it here and home again with no difficulties. The DOT trucks came through and sanded the road in the late morning which also helped.

On my earlier donut and coffee run in the truck, I too had no issues driving, but then I've got 1500 pounds of crushed rock in the back. We had only a half-inch of snow, a bit of ice, and mostly sleety whitish stuff in the air. But the wind was wicked and rattled the sheet metal on the shop all day. The outside temperature hit 14°F without wind. Since it was windy, those Porta-Potti runs felt a lot colder than that. With us inside wearing layers, the propane heaters, and our generally enthusiastic, and positively warming woodturning mental state, we were in the zone!

Don bought his newly manufactured 16" diameter "Lazy Susan" platter turned from a beautiful piece of Big Leaf Maple. This is a stunning piece of wood, expertly turned and finished. He also showed off his new 16" woodworking compass that Santa dropped down his chimney. Great work Don! You've come a long way in 18 months.



Dave Fisk trekked out from the Multnomah Village area for a little help on his first lidded box project. He turned it from a very pretty piece of figured White Oak. Santa brought Dave a new Jet 1221VS lathe for Christmas, and NWWT now has one just like it he could use. It's clear to me that Santa is a big woodturning fan, and I discovered he actually belongs to the "Arctic Turners Way North" chapter of the AAW. After a planning and donut-eating discussion, we got the Jet lathe dialed in and running smoothly for his session. Having been an architect in his other life, Dave came with a professional-grade drawing and all his precision measuring instruments. We had to teach him about "sneaking up on a good fit for a box's lid. Some things in woodturning just can't be done only with precision instruments. (We also taught him about the value of blue-tape shims.)



So, at the end of the day, it was cold, but it was also warm with friendship, sharing and teaching, good coffee, and conversation. The calories from the donuts, which turn into internal body heat, are the key to it all. Who knew?

—Dave Wood

NWWT STORE • LUANN & JOHN SUTTER



The NWWT Store got a new drum of Anchorseal, so we now have a good supply for “cutting season.”

The full store will be open at our in-person monthly general meetings.

We also stock our most popular items, including sanding supplies and CA glue, at our monthly Open Shops.

Payment by cash or credit card.



CA GLUE IN WOODTURNING • TIPS FROM STARBOND



Luann and John Sutter, our amazing NWWT Storekeepers, have been receiving some educational emails from Starbond, our supplier of CA (super) glue.

Luann and John placed an order last week and asked Starbond if we could share some of their information in our newsletter.

Thanks, John and Luann!

STARBOND'S TOP 5 CA GLUE TIPS & TRICKS

- 1. Proper Storage** — Keep CA glues at 40°F or less when not in use for maximum shelf-life. Additionally, a refrigerator will pull moisture out of the air, which also helps keep your glues fresh!
- 2. Accelerator** — Tired of waiting? Combining CA glues with a spritz of accelerator helps the glues cure much faster and strengthens the initial bond. A little goes a long way, so be sure to use it sparingly.
- 3. Prevent Clogged Nozzles** — When finished with application, tap the bottom of the bottle on a hard surface to force any excess glue to flow out of the nozzle, then apply the red pin cap to keep the tip from clogging.
- 4. The Layering Method** — When filling large gaps or cracks, start with a thin layer of CA glue, then apply a spritz of accelerator to cure it. Repeat this process until the void is filled. This helps prevent bubbles, long cure times, and tear outs.
- 5. Bonding Difficult Materials** — When bonding a with low surface energy such as plastic, metal, or glass, start by scuffing the bonding area with an abrasive like steel wool or sandpaper, then clean off the area with a solvent like rubbing alcohol. Next, apply glue to one surface, accelerator to the other, and then press the pieces together.



HOW DOES COLD TEMPERATURE AFFECT CA GLUE?

It's that time of year again, when the weather is cooler, and we get questions about how that will affect your Starbond CA glue. We have some good news and advice for getting the most out of your glue during the winter months. As you may know from our previous articles, we tend to mention 2 things when it comes to CA glue and frigid temperatures.

The first is that colder temperatures actually increase the shelf-life of CA glues, which is why we recommend that you keep your Starbond glues in the refrigerator or freezer.

This will reduce the likelihood of your CA glues hardening up in the bottle. The moisture-stripping properties inherent in the refrigeration process help as well.

Even if your glues are waiting to be delivered in a cold mail truck, they won't lose effectiveness, it helps with them arriving at your door fresh and ready to be used in your projects.

The second thing temperature will affect is curing time. You will notice that your glues will cure slower the colder it gets. Luckily, we have a solution! Accelerator will increase the initial strength of the bond and also significantly speed up the curing process. So be sure to pick up some accelerator if you want to work on projects in an unheated garage or workshop as the temperature plummets.

AAW WOODTURNING SAFETY RECOMMENDATIONS



Safe, effective use of a wood lathe requires study and knowledge of procedures for using this tool. Read, thoroughly understand, and follow the label warnings on the lathe and in the owner/operator's manual. Safety guidelines from an experienced instructor, video, or book are a good source of important safety procedures. Please work safely.

AAW Safety Recommendations

- Use a full face shield whenever the lathe is turned on.
- Tie back long hair, do not wear gloves, and avoid loose clothing or objects that may catch on rotating parts or accessories.
- Always check the speed of the lathe before turning it on. Use slower speeds for larger diameter or rough pieces, and higher speeds for smaller diameter and pieces that are balanced. Always start a piece at a slower speed until the work piece is balanced. If the lathe is shaking or vibrating, lower the speed. If the work piece vibrates, always stop the machine to check the reason.
- Check that all locking devices on the tailstock and tool rest assembly (rest and base) are tight before operating the lathe.
- Position the tool rest close to work, almost touching the wood. Check tool rest position often and as wood is removed, turn off the lathe and re-position the rest.
- Rotate your work piece by hand to make sure it clears the tool rest and bed before turning the lathe "on." Be certain that the work piece turns freely and is firmly mounted. A handwheel on the outboard side of the headstock simplifies this process of spinning the lathe by hand before turning on the switch.
- Be aware of what the turners call the "red zone" or "firing zone." This is the area directly behind and in front of the work piece - the areas most likely for a piece to travel as it comes off the lathe. A good safety habit is to step out of this zone when switching the lathe to the "on" position. When observing others turn stay out of the area.
- Hold turning tools securely on the tool rest, holding the tool in a controlled and comfortable manner. Always contact the tool rest with the tool before contacting the wood.
- It is safest to turn the lathe "off" before adjusting the tool rest or tool rest base (banjo).
- Remove the tool rest before sanding or polishing operations.
- Never leave the lathe running unattended. Turn the power off. Do not leave the lathe until it comes to a complete stop.

JANUARY MONTHLY CHALLENGE & SHOW-N-TELL

Nothing to show this month

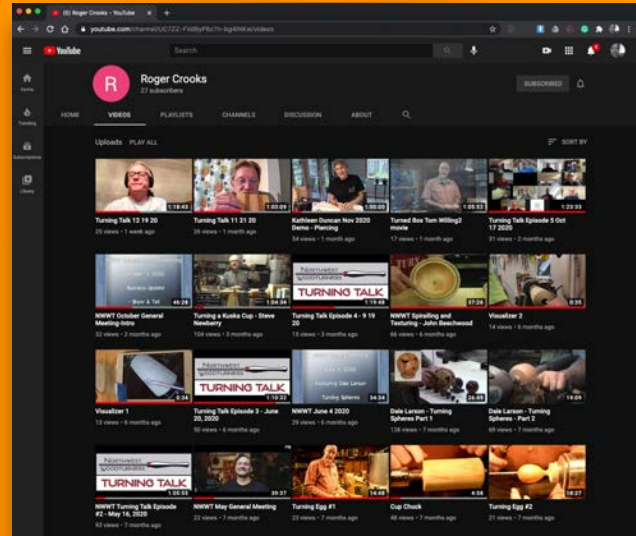
due to the Annual Tool Swap held at our January meeting
0" dia. x 0" high (:

RECORDED MEETINGS & DEMOS

Our monthly meetings and Turning Talks are available for viewing. Remember, to view past meetings, go to the [NWWT Calendar](#).

Recorded meetings are highlighted in **orange**. Click on the meeting to get the link.

Sunday	Monday	Tuesday	Wednesday	Thursday	Friday	Saturday
27	28	29	30	Oct 1 6:30 PM October Meeting: Steve Newberry - Kuska Cup	2	3
4	5	6	7	8	9	10
11	12	13	14	15	16	17 9:00 AM NWWT - Turning Talk



NWWT NAMETAGS




Name Tags - The NWWT Board has authorized that new name tags will be free for the asking. Bill Karow has redesigned the tag to be more readable. If you have recently ordered a name tag, your \$7 will be refunded to you via PayPal. If you have the old design, please order a new one.

Click [HERE](#) to order your (free) name tag.



NEED INSPIRATION? • ROGER CROOKS

Show-n-Tell & Monthly Challenge



Need some new ideas of what to turn on that special piece of wood or looking for ideas on how to embellish you piece? You can turn to Pinterest for ideas OR you can look at what your fellow members are doing.

Maybe you saw something at Show & Tell but don't remember the details. Check out our website's [Gallery](#). All the photos that are submitted for each meeting and the pictures taken by Jim at real meetings are/will be posted on this page.

If you need to contact the maker, check with Bill, and he may be able to give you the member's name.

—Roger

SHOW OFF YOUR WORK ON THE WORLD WIDE WEB

Hey, all you Northwest Woodturners club members,

Did you know there is a special place on the World Wide Web where you can show off your woodturning to other club-members, as well as the rest of the world?

Below is a simple walkthrough to help you create your own photo album(s) and upload your work:

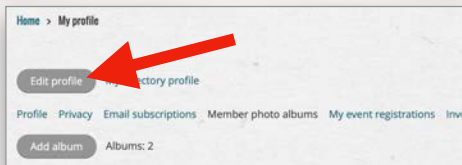


Go to www.northwestwoodturners.com and log in to your account.

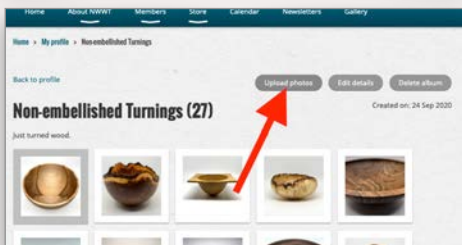
You should see your name in the upper right of the homepage. Click on your name to take you to your Member Page



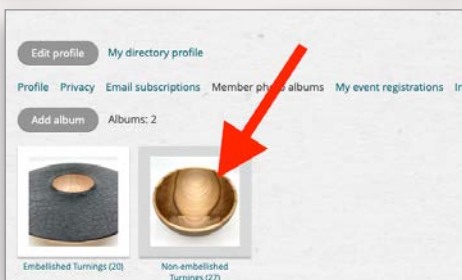
Click **Member Photo Albums**.



Click on the **Add Album** button and name it whatever you'd like.



Click on the **Upload Photos** button.



Then upload your favorite digital images from your computer.

Easy peasy!

—bk

2024 MEETINGS & DEMONSTRATORS



DATE	PROGRAM	MONTHLY CHALLENGE
2024		
Thursday, January 4	Annual Tool Swap	
Thursday, February 1	John Beechwood • Tulips	Turn Something with a New Tool
Thursday, March 7	Kevin Jesequel • Hollow Forms	Turn a Tulip
Thursday, April 4	Dr. Seri Robinson • Turning Spalted Wood	Turn a Hollow Form
Thursday, May 2	Rob Vogtman • Router Inlays	Turn a Spalted Piece
Thursday, June 6	Janice Levy • Pyrography	Turn an Inlayed Piece
Thursday, July 4	Bill Karow • Texturing	Burn Something
Thursday, August 1	BBQ Picnic & Auction	Enjoy the Auction!
Thursday, September 5	TBD	Turn and Texture Something
Thursday, October 3	TBD	TBD
Thursday, November 7	TBD	TBD
Thursday, December 5	No Meeting This Month	Happy Holidays!

BULLETIN BOARD



If you have woodturning tools for sale, a new source for woodturning stock, upcoming estate sales, need help or have questions that need answering, [let me know](#) so I can post it on the Bulletin Board section of next month's NWWT newsletter.



OTHER WOODTURNING CLUBS NEARBY

Please check individual club websites for current information regarding their monthly online meetings.



WOODTURNERS OF OLYMPIA
woodturnersofolympia.org

2nd TUESDAY of every month @ 6:30pm
 First Baptist Church of Olympia
 904 Washington St SE, Olympia, WA 98507 [\[map\]](#)



SW WASHINGTON WOODTURNERS
southwestwashingtonwoodturners.com

2nd Thursday of every month @ 7:00pm
 Friends of the Carpenter's Center
 1600 W 20th St, Vancouver, WA 98660 [\[map\]](#)



CASCADE WOODTURNERS
cascadewoodturners.com

3rd THURSDAY of every month @ 6:00pm
 Wild Lilac Child Development Center
 3829 SE 74th Ave, Portland, OR 97230 [\[map\]](#)



BEAVER STATE WOODTURNERS
beaverstatewoodturners.com

4th THURSDAY of every month @ 6:00pm
 Coburg Community Charter School
 91274 N Coburg Rd, Coburg, OR 97408 [\[map\]](#)



WILLAMETTE VALLEY WOODTURNERS
willamettevalleywoodturners.com

2nd THURSDAY of every month @ 6:30pm
 Center 50+ Senior Center
 2615 Portland Rd, NE Salem, OR 97303 [\[map\]](#)

VENDOR SPONSORS ARE KEY TO OUR SUCCESS!

A key component of our financial stability as a club is our vendor sponsors. Our vendors provide periodic gift certificates for the raffle and our annual auction. In addition we receive product donations from some of them. If that were not enough, some also give individual discounts to club members. All this contributes to our financial health. We encourage all of you to patronize our vendor sponsors. It is good for you, good for them, and good for the club.


Click on each logo to go to their website




Gift Certificates + Merchandise Donations




Gift Certificates



10% Off Regular Price



10% Off Blades + Sharpening



Gift Certificates + Merch Donations + 10% Off



10% Off Regular Price



10% Off Regular Price



Gift Certificates + 10% Off



10% Off Regular Prices



10% Off Regular Prices



10% Off All Orders

NWWT membership has benefits!

Show your NWWT Membership Card to receive a discount off your purchase at Gilmer Wood, Rockler, Woodcraft, Woodcrafters, Crosscut Hardwoods, Milwaukie Hardwoods, Hamilton Lee Supply, and Oregon Carbide Saw.

Past newsletters can be accessed from the NWWT website [here](#).

If you do not receive a courtesy email from me by the beginning of the month indicating that a new newsletter is available online, please send [me](#) your current email address.

Submissions to the newsletter are due by the last Thursday of the month.

Articles, tips, web links, classified ads and other woodturning-related items are welcome! Send them to [me](#).

For other business inquiries, contact Northwest Woodturners at: Northwest Woodturners
PO Box 1157
Lake Oswego, OR 97035