

NORTHWEST WOODTURNERS



Founded 1995 Pacific Northwest Oregon Chapter of The American Association of Woodturners

AAW AMERICAN ASSOCIATION
OF WOODTURNERS

APRIL 2024

AAW SYMPOSIUM UPDATES • CALL FOR VOLUNTEERS
SHOW-N-TELL • WOOD CZAR HARVEST REPORT • CLASS
REVIEWS • UPCOMING CLASSES • APRIL OPEN SHOP

NORTHWEST WOODTURNERS



PRESIDENT'S MESSAGE • JOHN BEECHWOOD



March has been a busy month.

We are making progress with the transition. Roger is feeling better and has been an amazing help!

If you see something that needs to be addressed, please reach out and use the subject line so your issue doesn't get lost in the process.

We experienced another glitch with being able to record the meeting and share it on Zoom. The laptop did an update and wouldn't let us back in. Roger donated a laptop to NWWT that we can set up and hopefully resolve this issue for good.

We will not be having a meeting in July. Our normal date fell on the Fourth, and the MAC is closed.

We are planning the **BBQ for August 3.** If you have things to donate for the auction, please let me know.

At the meeting on March 7, we voted to fill the President and Vice President positions. We had a really good turnout! I will serve as President until the November election. Thanks for all your support. Dave Wood will serve as Vice President until November and also appreciates all the support. Our current structure is:

President: John Beechwood – Agreed for 2024

Vice President: Dave Wood – Agreed for 2024

Treasurer: Mike Meredith – Agreed for 2024

Secretary: Tammi Connolly – Agreed for 2024

Board members – Agreed for 2024:

Jim Schoeffel, John Sutter, Roger Crooks (past president), Steve Newberry (past president), and Tom Willing.

AAW's Annual Symposium – Portland – Registration is Open. Details were sent out a few weeks ago. We have 38 members on the list for the club to receive an additional \$40 discount. See the article below. I sent an email to those I have on the list. If you did not get the email, please let me know ASAP.

The deadline for the \$40 discount is April 5.

Gathering of the Guilds – 2024 Jason Goodrich is taking the lead on this. More info when it becomes available.

We need donations for the raffle. So if you have wood cluttering your shop, this is a good way to play it forward.

—John

CLUB INFO

NORTHWEST WOODTURNERS
www.northwestwoodturners.com

*Meetings are held at 7PM on
the 1st Thursday of each month at:*

Multnomah Arts Center
7688 SW Capitol Hwy
Portland, OR 97219

[\[map\]](#)

President

[John Beechwood](#)

Vice President

[Dave Wood](#)

Secretary

[Tammi Connolly](#)

Treasurer

[Mike Meredith](#)

Board Members

Jim Schoeffel Steve Newberry
John Sutter Tom Willing
Roger Crooks

STAFF VOLUNTEERS

Education Coordinator

Dave Wood

Safety

Kevin Jesequel

Wood Czar

Mark McNamara

Demonstrators

Kevin White

Store Sales

John Sutter

Library

Lynne Hemmert

Raffle

Kim Talley

AV Backup

Dave Burgess

Photography

Jim Schoeffel

Web

Roger Crooks

Newsletter

Bill Karow

AAW SYMPOSIUM UPDATE • DALE LARSON



Planning for the Symposium May 23-26 at the Convention Center in Portland is ramping up. We had a committee meeting March 12. As of then, 840 members have registered to attend. This number is above what was projected and things all appear to be on track for a very nice Symposium. The next important date is April 5, when early registration ends, and the chapter discount period ends. Make sure you use your chapter discount by then and save the \$40. You can then spend an extra \$40 in the vendor show on that new lathe you certainly need!

The list of demonstrators, and what they will be demonstrating, can be found [HERE](#). And the entire weekend's Symposium schedule can be found [HERE](#).

If you are coming to the Symposium, consider donating some finished bowls to the Empty Bowls project. This is the annual fundraising event that AAW does at the Symposium. All bowls will sell for \$25. In 2018, we raised over \$6000 for the local Meals on Wheels program. This year the money raised will go to the Sunshine Division, a local food pantry associated with the Portland Police Bureau.

Please consider volunteering to help out somewhere during the Symposium. It simply takes a lot of volunteers to make the Symposium a success. And it is easy to volunteer. Go to the [AAW website](#), click on the Symposium logo and then click on [Volunteer](#). Clicking on the Sign Up button takes you to Sign Up Genius and a list of the committees. There is a description of what each committee does and when they do it. Here are some of the main areas that volunteers are needed:

Videographers: This is the one place where signing up gets you a free registration. If you have experience as a videographer and are interested contact [Tom Lawson](#) or our own [Steve Walgrave](#) Tom is the national lead on videographers, and Steve Walgrave is the local lead.

Video Moving Crew: Two rooms at the Symposium are set up to live stream the demonstrations. During the breaks between demonstrations, we need to move the "old" demonstrator out of the video room and move the next demonstrator's tools into the video room. This is a good place to volunteer because you don't miss any demonstrations and you get to deal directly with the demonstrators.

Youth Turning Room: We need lots of help during the youth classes with an adult needed on each youth lathe. Help get the next generation addicted to woodturning. Larry Curry is the local lead. You can go directly to Sign Up Genius or contact [Larry](#) by email.

Companion Craft Area: If your spouse will be at the Symposium, we have a couple of areas that they can help with if they like keeping busy. If your spouse is craft oriented, we have a space for spouses to meet and work on craft projects. They can help organize projects or just be a good host to out of town spouses.

Merchandise Booth: The AAW merchandise booth sells AAW t-shirts, books and the like. We could also use some help there.

From personal experience, I can tell you that volunteering at the AAW symposiums over the past 17 years has changed my life. I now have friends all over the country and around the world. Volunteering brings you into contact with some wonderful and talented turners. You will develop life long friends. And these contacts can pay off for your chapter. You find out which demonstrators are interested in coming to your chapter to do demonstrations in the future.

If you have any questions feel free to contact me at woodbowl@frontier.com.

See you at the symposium.

—Dale Larson

AAW SYMPOSIUM UPDATE • DALE LARSON

AAW Lathe Raffle Proceeds

I have just confirmed with the office that the proceeds from the Powermatic and Jet lathe raffle here at the Portland AAW Symposium May 23-26 will be shared equally amongst the four local chapters: Cascade, Northwest, SW Washington and Willamette Valley. Our local lead for the raffle is Steve Newberry. Steve is looking for volunteers to help sell raffle tickets. If members from the four chapters all step up and help, we could raise a nice amount for our chapters. You can sign up on the AAW Website or contact Steve at lanewb1@aol.com.

The registration numbers for the symposium are looking very good. It should be a great event. Be aware of the April 5th cutoff date for early registration and saving \$40. You can contact your chapter leaders for the discount code to use when registering. Then you can take that extra \$40 and put a down payment on a new lathe in the vendor show!

See you at the symposium.

—Dale Larson



AAW 2024 SYMPOSIUM • REGISTRATION



AAW's 38th International Woodturning Symposium

May 23-26, 2024 | Portland, OR

Registration for the [2024 AAW Symposium](#) here in Portland, Oregon May 23-26 at the Oregon Convention Center has been brisk with over 400 so far.

Discounts

1. **\$50 Early Bird Discount** - For early registration by April 5. Details [HERE](#)
2. **\$40 chapter group discount** - by registering through local clubs such as NWWT. To do this, send your name to me at nwwt.rogercrooks@comcast.net. **DO NOT REGISTER.**

Here are your options.

- **Option 1 - \$50 discount** – Register by April 5 for a \$50 discount.
- **Option 2- \$90 total discount (AAW and NWWT members only)** – The AAW is also offering a chapter group discount of \$40.
 - The way it works, I need to tell AAW who is **registering by January 31**. This makes sure we get the Early Bird discount of \$50 plus the \$40. **Your name MUST BE TO ME BY January 31.**
 - **DO NOT REGISTER ON-LINE NOW.** AAW will send me your registration code which I will then send to you so you can register on-line before April 5.
- **Option 3 – Do nothing now.** Register at the normal rate after April 5. Details [HERE](#).

IMPORTANT NOTES

1. Please only register with one club.
2. We need a minimum of five members to get the discount.

Club entries as of Dec 25 – 21 members.

Jack Liskear, Jason Goodich, Sean Brown, Jeff Littman, Roger Levine, Tom Willing, Denise Kortez, Roger Crooks, Vern Owens, Dave Stallard, Rob Vogtman, John Vaeth, Mike Free, Bill Lind, Diane Moser, Rob Edgerton, Raymond Scesa, Kevin White, Glen Nord, David Williams, John Drake

<u>Registration</u>	<u>Normal Fee</u>	<u>By April 5</u>	<u>Club – Jan 31</u>
AAW Members	\$425	\$375	\$335
Non-Members	\$495*	\$445	**

* Includes AAW membership.

** Requires NWWT Membership – Join [HERE](#).

—Roger

APRIL WOOD REPORT • MARK MCNAMARA



Happy Spring all!

We had another great wood harvest in March with two different species of maple tree.

We were able to replenish our stock of big leaf maple and got a bunch of silver maple as well. Obviously the big leaf is gorgeous with lots of curly figure and orange hues. The silver maple is a beautiful blonde color with a bit of curly figure and even some birds eye burl in places. Run, don't walk, to the next open shop at Dave Wood's to check out the new stash!

If you're interested in helping out with an event, make sure you update your profile on the website to indicate you're interested in helping with wood gathering. I'll be sending out an email soon to get volunteers for a cherry tree in Washougal, WA. It's hard work but makes for good fellowship. Plus you get to go home with your pick of blanks for turning.



Big thanks to our volunteers who helped cut, carry and wax these trees. Another big thanks to the homeowners who donated the wood and graciously hosted our teams.

Big Leaf Maple - Homeowner: Randy Kimsey
Dave W.
Karl E.
Jim D.
Raymond S.
Doug P.

Silver Maple - Homeowner: Susan Bitz
Mat H.
Jeff L.
Mike B.
Steve C.



—Mark Mac

REGISTRATION VOLUNTEERS NEEDED • SARAH LIVINGSTONE



Hello Fellow Woodturners,

Are you looking forward to our AAW national symposium right here in Portland from May 23–26? What an opportunity to learn some new techniques and to meet other woodturning enthusiasts from around the world! **I am looking for volunteers to assist with registration.** You will be handing out packets and badges, and greeting attendees along with other simple things. **This is a fun and easy way to get involved.** Symposium registration is not required so please encourage your spouse or others interested to volunteer some of their time.

AAW has a Sign-up Genius for shifts and you will receive a free volunteer t-shirt for your efforts. 24 volunteers are needed for Thursday's pre-registration, 16 for Friday, and a few for Saturday/Sunday. Shifts are 2.5 hours.

Here is how to sign up:

- You can either sign up directly by going to the AAW website and clicking on the Portland Logo or go directly to aawsymposium.org.
- Next, go to the bottom of the screen and double-click on **Volunteer**.
- Click on **Sign up**.
- You will see a list of committees. Click on **Registration**. Please include your T-shirt size. When done please click **Save**. You will get an automatic email saying when you signed up and what for. Then four days before the symposium, you will get an email reminding you what you are signed up for.
- If you need assistance with this process, please call or text me at (626)975-1825 or email me at pixieplants@gmail.com using **AAW registration** in the subject line, and I will gladly assist you.


THANK YOU for helping your community and supporting the AAW Symposium.

All the best,

Sarah Livingstone
(626) 975-1825
pixieplants@gmail.com



LIBRARY NEWS • LYNNE HEMMERT



NEWS from the LIBRARY CART!

The Library will be open at the club meeting. NWWT has an extensive collection of books and DVD's, covering all facets of woodturning.

If you have checked out material in the past, please look around your space and bring any books and/or DVD's back to our next meeting, so that other club members can benefit as well.

Thanks!

—Lynne

MARCH OPEN SHOP REVIEW • DAVE WOOD



Open Shop "Marched On" With New Visitors and Old-Timers

It was nice enough outside to open the big doors and let in the light and fresh air – a nice change from the long winter with propane heaters inside.

We had several new visitors who came to check us out and investigate all the hubbubs about woodturning they've been hearing. One of them is my personal physician, who has to listen to me talk about woodturning every time I see him.

Most of the lathes were busy all day with newer turners practicing with coaches at their elbows. Dave Fisk worked on his spindle skills, and then went home and finished up a baby rattle with a captive ring. Not bad for his first attempt. Tammi Connelly and Danny Bartlett came to use the bandsaws, and we did a bit of chainsawing for others who needed big chunks made into smaller chunks.



Quite a few people came for wood, Anchorseal, walnut oil, and other store supplies. And two more loads of freshly cut wood were dropped off by our Wood Czar, Mark McNamara's cutting teams. We have good supplies of green Big Leaf Maple, Cherry, Walnut, and Red Oak. Sizes range from smaller to bigger with some pieces only a 24" lathe can handle. Inside we have a good supply of dry wood, mostly smaller to medium-sized bowl and spindle blanks.

Let there be no doubt that **WE HAVE THE WOOD YOU NEED.** Come and get it – the prices are right!


Fred, our official dancing Northwest Woodturners mascot and honorary canine

Open Shop member, brought his owner, Bill Karow because ... as Fred told me in confidence, "Free donuts don't happen every day for me."

—Dave



COME TO OUR MONTHLY OPEN SHOP • SATURDAY, APRIL 13



SATURDAY, APRIL 13, 2024

9AM - 1PM

DAVE WOOD'S SHOP

LEARN TO TURN & LEARN TO SHARPEN!



Open Shop will take place on **Saturday, April 13 from 9AM to 1PM**. Dave Wood will again open his shop to NWWT members to spend some time turning together. This is a chance for those of you new to woodturning to have questions answered, learn new techniques or address problems you might have encountered.

Open Shop is directed toward the new turner but **all are welcome!** Bring a project you want help finishing. Bring questions about methods. There will be six lathes available to use. Bring your own tools and wood, or you can also buy wood there.

- Admission is free.
- Bring your own tools and face shield.
- If you have any COVID related symptoms, please stay home.
- Coffee and donuts will be provided.
- Portable toilet will be on on-site.
- If you have any questions, please feel free to contact Dave Wood or any other NWWT Board Member.

Location: 24250 SW 65th Ave
Tualatin, OR 97062 [[map](#)]

Contact: Dave Wood
NWWT Education Coordinator
503-880-1349

BOWLS 201 CLASS REVIEW • DAVE WOOD

201 Project Classes Set the Table with Platters and Goblets

Our first 201 Project Class of the year was held on March 16. Each student was challenged with turning a plate or platter, their first in most cases. Members of the class were Ruth Warbington, Erin McNamara, Bill Dale, Jim Bennett, Karl Eckweilerr, Tim McJinney, and Chris Erdman

John Beechwood served as Lead Instructor, and Mike Meredith, Parley Savage, Skip Burke, Dave Stallard, John Vaeth, and Dave Wood took coaching roles.



Turning a plate or platter is similar to turning a bowl in many ways, but very different in others. One of those differences is cutting recesses rather than tenons for mounting on the chuck. Each student learned how to cut a proper recess – one on each side, in fact. The other feature of most plates and platters is the “ogee” curve on the underside of the rim, which gives a pleasing-to-the-eye shape and lifts the rim off the table to make room for fingers. They’re not as easy to cut as they look, but we powered through, with finesse.



BOWLS 201 CLASS REVIEW • (CONT'D)



Lunch outside in the sunshine was a welcome treat for all, and wandering photographer, Judy Wood, came by to snap a few shots of the group in action. I counted the apple fritters after she left, and I'm convinced we were one short. She denied any involvement.

The group produced some very nice plates and platters in this session, and we all had great fun while learning new skills and building new friendships.



SPIINDLES 201 CLASS REVIEW



Sunday, March 17th, brought a new group to the shop to learn how to turn goblets. We chose this project to teach some higher-level spindle turning skills, such as end grain hollowing and turning a small diameter stem, similar to a finial.

Students included Eugene Litvin, Tammi Connelly, Jim Bennett, and Marsden Smith. Tom Willing led the class with coaching help from Steve Newberry, Dave Williams, Mike Meredith, and Dave Wood.

Tom's first demonstration was hollowing end grain by making a small scoop. It turned out to be the perfect way to learn the basic hollowing techniques for a goblet. Tom also showed how to use a skew to cleanly cut through the end grain to smooth a spindle blank. The little conically shaped hats are the result if done correctly. I accused Tom of showing off, but he insisted he was just "lucky". Three times in a row? That's not luck - that's skill!




SPIINDLES 201 CLASS REVIEW • (CONT'D)



Each student made a scoop and a goblet to take home. It was a successful day and a lot of fun. Once again, Mother Nature gave us a beautiful day with warmth and fresh air. The smiles and camaraderie were gifts from the wonderful world of woodturning.



2024 WOODTURNING CLASSES SCHEDULE • DAVE WOOD



Currently, our five courses are held three times each year – in the 1st quarter, 2nd quarter, and the 4th quarter. We take the summer off because we all need time for other activities.

You can sign up to reserve your spot [HERE](#).

—Dave

4/6/24	Saturday	<i>Sharpening Lathe Tools</i>
4/27/24	Saturday	<i>Spindle Turning Basics</i>
4/28/24	Sunday	<i>Bowl Turning Basics</i>
6/1/24	Saturday	<i>Bowl Turning 201</i>
6/2/24	Sunday	<i>Spindle Turning 201</i>



- 7 FUNDAMENTALS of CUT**
1. GRAIN
 2. CHUCKING
 3. SHARP TOOLS
 4. TOOL REST
 5. SPEED
 6. STANCE
 7. TECHNIQUE

BOOK REVIEW BY DALE LARSON

Myrtlewood Memoirs by Terry Woodall

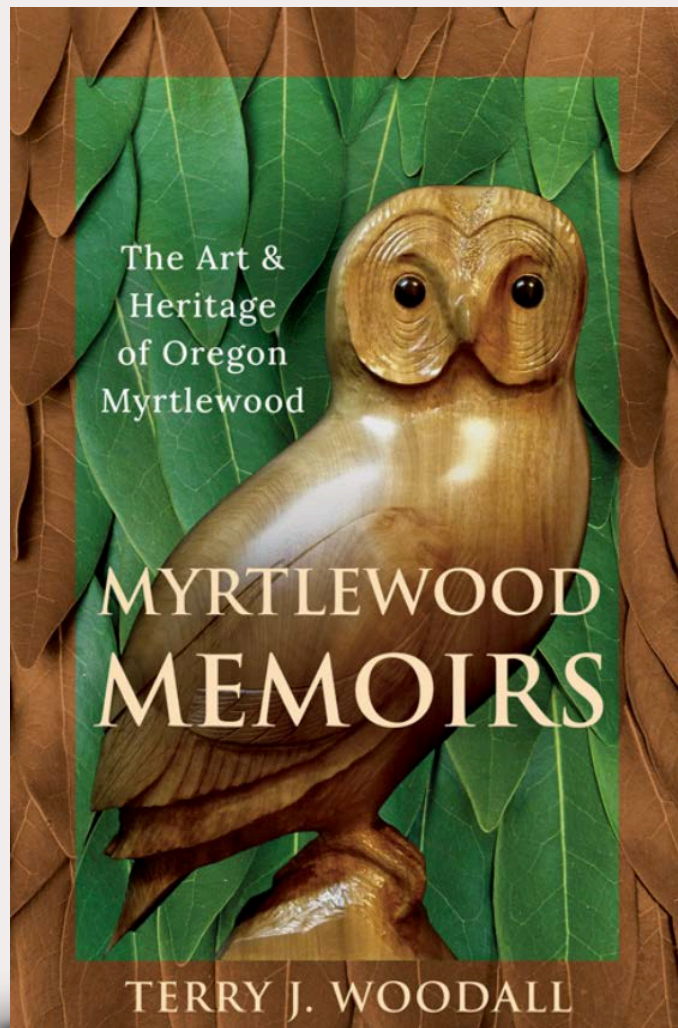
This book will appeal to wood artists here in the Northwest. Terry Woodall is a world renowned wood carver who lives and works in Coos Bay, Oregon. Disclosure: I own three of Terry's carvings: the whale that hangs from the ceiling of my shop, a wonderful bull elk, and a salmon carved out of a piece of drift wood. I have known Terry for close to thirty years. He is a warm and generous person.

This book has two main threads. It covers the history of the harvesting and use of myrtlewood along the southern Oregon and northern California coast, going back to the late 1800's but mostly from about 1930 on. Terry covers who all the main players were and what part they played in converting myrtlewood to useful products. He also covers the decline of the individual owner/myrtlewood shops along the coast.

Terry then covers the development of his skills as a woodcarver. He started in a mass production carving business where he learned the skills and tools needed to carve this dense wood. He also learned the business side of the myrtlewood trade. Terry has been an active promoter of myrtlewood, helping organize many events around this theme. Terry has traveled around the world, including Japan and Russia, doing exhibitions of his carvings.

The book can be purchased from www.terrywoodall.com for about \$20.

—Dale Larson



A LETTER FROM KLINGSPOR • ROGER CROOKS

KLINGSPOR'S WOODWORKING SHOP

P.O. Box 3737
Hickory, N.C. 28603-3737

In the past, your club has shown interest in our woodworking club and guild program. Our records show that it is time to update your yearly renewal roster. In order to maintain our database, we ask that you send us an updated list including new enrollments along with past members and those who have not renewed their memberships for the current year. We try to update the rosters once a year but if you have new add-ons you can email me those at any point in time of the year as an individual add-on.

An updated list will ensure your NEW members are able to take advantage of discounts and special offers. Members who have not renewed their membership will not be extended the discount; however, will continue to receive our catalog.

The club list must contain the member's name, address, telephone number, and email address if applicable.

Please remind your members that club member names are not sold, distributed, or sent outside our program.

Members can also order online by signing in with their email that was presented on the current roster and creating a password for their account to become eligible. Also, with our new system, the discount shows up on the item NOT at the end of the order.

This program is a great way to help woodworkers across the country save money on products that are already being purchased and help promote our great sanding products to your club members. Listed below are some examples of what we have to offer your woodworking members:

*** Note: If you are an existing roster member and your name is submitted on the most current roster nothing more needs to be done. We have your account set up already for the continuation of the discounts and mailings.

- **10% discount on most non-powered merchandise in our catalogs**
- ***Discounts do not apply to items including Festool, Saw Stop, Wood Items, Clearance, or Sale items in the catalog**
- **Regular mailings of our most up-to-date catalogs**
- **Monthly newsletter via email**
- **Two donations a year between Jan - Mar and July - Sept**
- **Expert advice on sanding and woodworking applications**

Examples of Clubs that are already participating in our program:

- North Carolina Woodturners Association- we house their monthly meetings in our Hickory, NC retail store.
- Apple Country Woodcrafters - Hendersonville, NC
- Front Range Woodturners- Denver, CO
- Berrien County Woodworkers Guild - Benton Arbor, MI
- Greenville Woodworkers Guild - Greenville, SC
- Lower Columbia Woodcarvers - Longview, WA
- Charlotte Woodworkers Assn - Charlotte, NC

Please feel free to contact me anytime with questions or concerns. My number is 1-828-267-3718, fax me at 1-800-872-2005, or email me at aroseman@woodworkingshop.com. Our number for customer support is 1-800-228-0000 if you need to speak with a member of our team to assist with orders or questions.

Thank you for your time and I look forward to hearing from you soon.

Sincerely,

Angie Roseman
Customer Service Rep
Klingspor's Woodworking Shop

MARCH 2024 SHOW-N-TELL

I would like to encourage all members — advanced, intermediate and *especially* new-comers — to share their woodturnings with the rest of the club.

It's a great way to share tips and techniques, to teach and to learn.

—bk

— All Photography by Jim Schoeffel —

Danny Bartlett

Ash Platter
13.2" dia. x 1.4" high (34 cm x 4 cm)
1.2" wide rim (3 cm)



Danny Bartlett

Cherry "Fun Thingy" (Trembleur)
1" dia. x 4.3" tall (3 cm x 11 cm)
0.04" dia. stem (1 mm dia.)





Jason Goodrich

Box Elder Dyed Pen
0.5" dia. x 5" long (1 cm x 13 cm)



MARCH 2024 SHOW-N-TELL • (CONT.)

—  All Photography by Jim Schoeffel  —

Rob Vogtman

Mesquite & Rosewood Laminated Vase
6.5" dia. x 3" tall (16 cm x 8 cm)



Chris Dix

Snowmen
1.4" dia. x 2.5" tall (4 cm x 6 cm)



Rob Vogtman

Walnut & Bloodwood Laminated Vase
6.8" dia. x 9" tall (17 cm x 23 cm)
3.8" dia. base (10 cm dia.)



Dean Yioulos

Maple Lidded Box
3" dia. x 5.4" tall (8 cm. x 14 cm)



MARCH 2024 SHOW-N-TELL • (CONT.)

— All Photography by Jim Schoeffel —

Dean Yioulos

Yellow Mulberry Bud Vase
2.5" dia. x 7.5" tall (6 cm x 19 cm)



Tim McKinney

Cherry Hollow Forms
5" dia. x 3.5" high (13 cm x 9 cm)
3" dia. x 3.3" high (8 cm x 8 cm)



Tim McKinney

Walnut, Hard Maple, Red Oak, Holly,
Padauk, Black Veneer Segmented Vase
6.5" dia. x 6.3" tall (16 cm x 16 cm)





Tim McKinney

Red Oak, Hard Maple, Walnut, Peruvian
Walnut Segmented Vase
7.5" dia. x 4.5" tall (19 cm x 11 cm)



MARCH 2024 SHOW-N-TELL • (CONT.)

—  All Photography by Jim Schoeffel  —

Tim McKinney

Peruvian Walnut, Cherry, Hard Maple
Segmented Vase
9" dia. x 8" tall (23 cm x 20 cm)



Bill Karow

Decayed Maple Textured Bowl
4.8" dia. x 3.8" high (12 cm x 10 cm)



Jason Goodrich

Maple Burl Natural Edge Bowl
11" dia. x 6" high (28 cm x 15 cm)



MARCH 2024 SHOW-N-TELL • (CONT.)

— All Photography by Jim Schoeffel —

Bill Karow

Elm Textured Bowl
4.5" dia. x 5" high (9 cm x 13 cm)



Bill Karow

100+ year old Lignum Vitae (from Panama Canal) Small Bowl
4" dia. x 3.5" high (10 cm x 9 cm)



Steve Newberry

Bandsaw Sled for safely trimming waste prior to hand-carving base of teapot spout.





Steve Newberry

Completed Teapot
6" dia. (15 cm) plus spout and handle



MARCH 2024 SHOW-N-TELL • (CONT.)

—  All Photography by Jim Schoeffel  —

Don Jensen

Lacewood Bowl
8" dia. x 2.5" high (20 cm x 6 cm)




Don Jensen

Pacific Yew Shallow Bowl
4.8" dia. x 1.3" high (12 cm x 3 cm)



Don Jensen

Walnut Shallow Bowl
3" dia. x 0.8" high (8 cm x 2 cm)



NWWT STORE • LUANN & JOHN SUTTER



The NWWT Store got a new drum of Anchorseal, so we now have a good supply for “cutting season.”

The full store will be open at our in-person monthly general meetings.

We also stock our most popular items, including sanding supplies and CA glue, at our monthly Open Shops.

Payment by cash or credit card.



NWWT NAMETAGS



Name Tags – The NWWT Board has authorized that new name tags will be free for the asking. Bill Karow has redesigned the tag to be more readable. If you have recently ordered a name tag, your \$7 will be refunded to you via PayPal. If you have the old design, please order a new one.

Click [HERE](#) to order your (free) name tag.

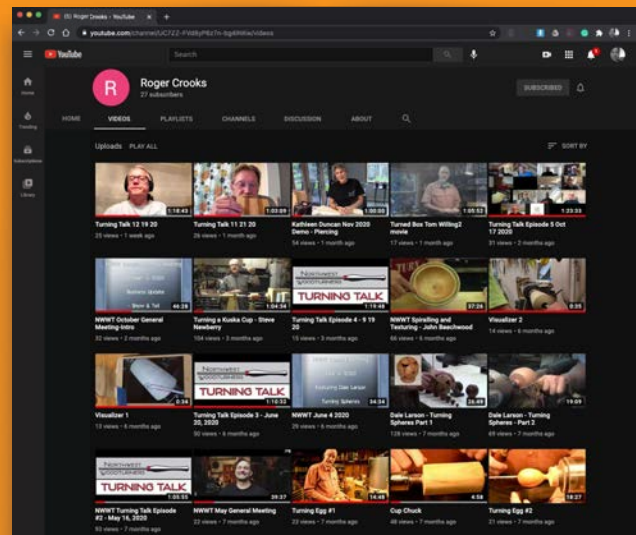


RECORDED MEETINGS & DEMOS

Our monthly meetings and Turning Talks are available for viewing. Remember, to view past meetings, go to the [NWWT Calendar](#).

Recorded meetings are highlighted in **orange**. Click on the meeting to get the link.

Sunday	Monday	Tuesday	Wednesday	Thursday	Friday	Saturday
27	28	29	30	Oct 1 5:30 PM October Meeting: Steve Newberry - Kuska Cup	2	3
4	5	6	7	8	9	10
11	12	13	14	15	16	17 9:00 AM NWWT - Turning Talk



SHOW OFF YOUR WORK ON THE WORLD WIDE WEB

Hey, all you Northwest Woodturners club members,

Did you know there is a special place on the World Wide Web where you can show off your woodturning to other club-members, as well as the rest of the world?

Below is a simple walkthrough to help you create your own photo album(s) and upload your work:

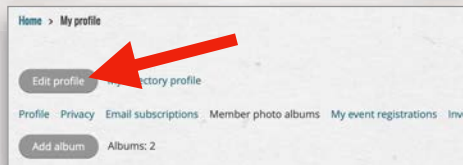


Go to www.northwestwoodturners.com and log in to your account.

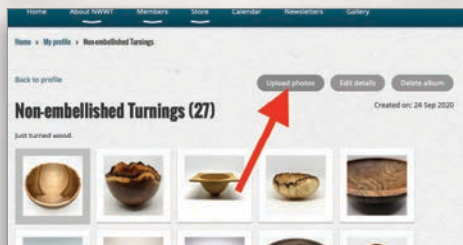
You should see your name in the upper right of the homepage. Click on your name to take you to your Member Page



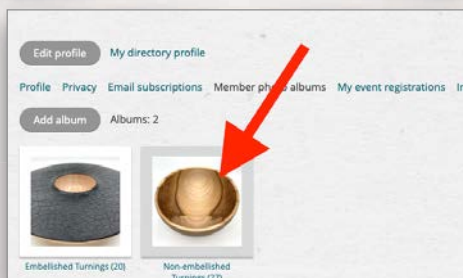
Click **Member Photo Albums**.



Click on the **Add Album** button and name it whatever you'd like.



Click on the **Upload Photos** button.



Then upload your favorite digital images from your computer.

Easy peasy!


—bk

2024 MEETINGS & DEMONSTRATORS



DATE	PROGRAM	MONTHLY CHALLENGE
2024		
Thursday, January 4	Annual Tool Swap	-----
Thursday, February 1	John Beechwood • Tulips	Turn Something with a New Tool
Thursday, March 7	Kevin Jesequel • Hollow Forms	Turn a Tulip
Thursday, April 4	Rob Vogtman • Router Embellishing	Turn a Hollow Form
Thursday, May 2	Seri Robinson • Turning Spalted Wood	Turn an Inlayed Piece
Thursday, June 6	Rick Rich • 3-Legged Stool	Turn an Spalted Piece
Thursday, July 4	NO MEETING THIS MONTH	Happy Fourth of July!
Saturday, August 3	BBQ Picnic & Auction	Enjoy the Auction!
Thursday, September 5	TBD	Turn a Stool
Thursday, October 3	TBD	TBD
Thursday, November 7	TBD	TBD
Thursday, December 5	NO MEETING THIS MONTH	Happy Holidays!

BULLETIN BOARD



If you have woodturning tools for sale, a new source for woodturning stock, upcoming estate sales, need help or have questions that need answering, [let me know](#) so I can post it on the Bulletin Board section of next month's NWWT newsletter.



OTHER WOODTURNING CLUBS NEARBY

Please check individual club websites for current information regarding their monthly online meetings.



WOODTURNERS OF OLYMPIA
woodturnersofolympia.org

2nd TUESDAY of every month @ 6:30pm
 First Baptist Church of Olympia
 904 Washington St SE, Olympia, WA 98507 [\[map\]](#)



SW WASHINGTON WOODTURNERS
southwestwashingtonwoodturners.com

2nd Thursday of every month @ 7:00pm
 Friends of the Carpenter's Center
 1600 W 20th St, Vancouver, WA 98660 [\[map\]](#)



CASCADE WOODTURNERS
cascadewoodturners.com

3rd THURSDAY of every month @ 6:00pm
 Wild Lilac Child Development Center
 3829 SE 74th Ave, Portland, OR 97230 [\[map\]](#)



BEAVER STATE WOODTURNERS
beaverstatewoodturners.com

4th THURSDAY of every month @ 6:00pm
 Coburg Community Charter School
 91274 N Coburg Rd, Coburg, OR 97408 [\[map\]](#)



WILLAMETTE VALLEY WOODTURNERS
willamettevalleywoodturners.com

2nd THURSDAY of every month @ 6:30pm
 Center 50+ Senior Center
 2615 Portland Rd, NE Salem, OR 97303 [\[map\]](#)

VENDOR SPONSORS ARE KEY TO OUR SUCCESS!

A key component of our financial stability as a club is our vendor sponsors. Our vendors provide periodic gift certificates for the raffle and our annual auction. In addition we receive product donations from some of them. If that were not enough, some also give individual discounts to club members. All this contributes to our financial health. We encourage all of you to patronize our vendor sponsors. It is good for you, good for them, and good for the club.

 [Click on each logo to go to their website](#) 



Gift Certificates + Merchandise Donations




Gift Certificates



10% Off Regular Price



10% Off Blades + Sharpening



Gift Certificates + Merch Donations + 10% Off



10% Off Regular Price



10% Off Regular Price



Gift Certificates + 10% Off



10% Off Regular Prices



10% Off Regular Prices



10% Off All Orders

NWWT membership has benefits!

Show your NWWT Membership Card to receive a discount off your purchase at Gilmer Wood, Rockler, Woodcraft, Woodcrafters, Crosscut Hardwoods, Milwaukie Hardwoods, Hamilton Lee Supply, and Oregon Carbide Saw.

Past newsletters can be accessed from the NWWT website [here](#).

If you do not receive a courtesy email from me by the beginning of the month indicating that a new newsletter is available online, please send [me](#) your current email address.

Submissions to the newsletter are due by the last Thursday of the month.

Articles, tips, web links, classified ads and other woodturning-related items are welcome! Send them to [me](#).

For other business inquiries, contact Northwest Woodturners at: Northwest Woodturners
PO Box 1157
Lake Oswego, OR 97035