

# NORTHWEST WOODTURNERS



Founded 1995 Pacific Northwest Oregon Chapter of The American Association of Woodturners **AAW** AMERICAN ASSOCIATION OF WOODTURNERS

## SEPTEMBER 2023



# NORTHWEST WOODTURNERS



## PRESIDENT'S MESSAGE • ROGER CROOKS



As the end of Summer turns into Fall, leaves turn into beautiful landscapes, and the trees go dormant. This is the optimal time for cutting down trees and harvesting their wood. Let us know if you see a good opportunity.

### Mike Porter's Passing

I am extremely saddened to report that our good friend and active NWWT member, Mike Porter passed away last month. See the article below.

### September General Meeting – John Sutter - Spiral Rosettes

It's been a long time since we had any demos featuring off-center turning. Done right, it can provide stunning results, but the key here is "doing it right". John will explain his jigs and how he makes boxes and mirrors with spiral rosette enhancements. John talks about how off-center turning is like going down a rabbit hole – lots of options and figuring out how to do certain designs can be a challenge.

### NWWT Picnic – Another great success!

We had great weather and great attendance with over 50 members and guests. The food was excellent with lots of contributions from members. Our auctioneer, Dave Colsen kept the auction moving and fun. The day was a great success due to all those who participated. See article below for more details.

### Stuart Batty returns to NWWT on December 7, 2023

Our VP, John Beechwood has tagged Stuart to return for a demo and three days of classes. We will be having a December meeting (Thursday, 12/07), the first December meeting ever I believe, followed by a one-day and a two-day class. More details will be coming.

### Open Shop – Sept 9, 2023

Open Shop is on again for this month. Register [HERE](#).

### Education – Summer Break is Over

Q4's series of classes kicks off on September 23, with the Sharpening Lathe Tools class, followed by our beginner bowl and spindle classes, and project classes. Go to [Calendar](#) to sign up. These classes sell out quickly, so register soon if you are interested.

I came across an interesting quote from Chris Stott whose book "[Turned Lidded Boxes – 50 Designs](#)" is a wealth of knowledge and ideas. Chris says he could teach anyone to turn a bowl in three hours, but it would take three weeks to teach them to turn a spindle.

### Multnomah Days – August 19

We again had a 20' booth at the event. Returning this year was the street parade which always brings more people out and is a lot of fun. Unfortunately, three people dropped out at the last minute, so we just had three sellers. See the article below from Sean Brown who sold for the first time.

### September Turning Talk – Saturday Sept 16

Tune in this month and ask your questions.

—Roger

## CLUB INFO

**NORTHWEST WOODTURNERS**  
[www.northwestwoodturners.com](http://www.northwestwoodturners.com)

*Meetings are held at 7PM on  
the 1st Thursday of each month at:*

The Multnomah Arts Center  
7688 SW Capitol Hwy  
Portland, OR 97219  
[\[map\]](#)

**President**  
[Roger Crooks](#)

**Vice President**  
[John Beechwood](#)

**Secretary**  
[Kevin Jesequel](#)

**Treasurer**  
[Mike Meredith](#)

**Board Members**  
Steve Newberry Lynne Hemmert  
Barb Hall Richard Hall  
Jim Schoeffel

## STAFF VOLUNTEERS

**Education Coordinator**  
Dave Wood

**Safety**  
Kevin Jesequel

**Demonstrators**  
Kevin White

**Store Sales**  
John Sutter

**Library**  
Lynne Hemmert

**Raffle**  
Kim Talley

**AV Backup**  
Dave Burgess

**Photography**  
Jim Schoeffel

**Web**  
Roger Crooks

**Newsletter**  
Bill Karow

## VP'S "TURN ON THINGS" • JOHN BEECHWOOD




**Things that were not made on a lathe, but still go round!**

A few months ago, I was asked to do a project that did not require my lathe. Since the finished project will go round, I decided to take it on.

The project was to make oak inserts for the frame rails for a 1919 Miller car. Apparently in order to race this type of car, the inserts are required to ensure the frame didn't crack and to improve the ride. The fit into the frame had to be within 1/32".

This car ran the 1920 and 1921 Indy 500! It has the only Miller, straight six, dual overhead cam, dual carburetor, all-aluminum block known to exist as a complete engine. Once the restoration is complete, hopefully next summer, it will be donated to the Indy 500 museum. Here are some pictures of the car and the project.

—John



## NWWT ANNUAL BBQ & AUCTION RESULTS



It was another successful event with perfect weather, lots of attendees, and lots of wood and tools sold. After expenses, we cleared over \$3,600. We had a great selection of wood which was cut into rounds and sealed by a small team of members the week before. Plus, we had a nice selection of tools from members, from Gary Sundquist's estate and from the Guild of Oregon Woodworkers estate team. (We split the revenue.) We also had a nice selection of finished items including an oval bowl from Dale Larson that went for \$400. Other donated items were greatly appreciated, and members paid accordingly.



Dave Colsen, our auctioneer again kept the auction moving and provided lots of fun. I tried to start a new option for the event – the CAP contest. Sadly, we only had three participants (me being one) but the items were pretty amazing. Maybe next year we will try again.

The goal of the auction was to provide a fun day and a win-win for our members. I think we succeeded as great deals were had, and

everyone had their fill with good food from our members including a brisket from Steve Newberry which has become an annual tradition. Our master chef, Mike Meredith kept the protein coming.

Bottom line: It was only successful because of all our members who gave their credit cards a good workout and helped put on this event. Many thanks to all.

—Roger



## DAVE WOOD – VOLUNTEER OF THE YEAR



Last year, a small group of members (John Sutter, Bill Karow, and Jason Goodrich) came up with a Volunteer of the Year Trophy but more importantly, a great idea.

This year's award went to Dave Wood who helped make NWWT the club it is today.

Dave has offered his barn as NWWT's storage area for all our lathes and our classroom. He also runs our Open Shop each month.

In addition to this, Dave developed and continues to manage our education program. To date, I believe we are the only club in the area that offers a series of five classes each quarter (except Summer) aimed at beginners and intermediate turners. It is one of the major reasons NWWT has grown to over 225 active members with an increasing number of beginners and women. He manages the instructors and volunteer helpers, makes up binders (the old-school approach) for each class, and makes sure each class runs smoothly.

Many thanks to Dave for a well-deserved award and also to his wife, Judy who puts up with all of us throughout the year.

—Roger

NWWT OPEN SHOP · SATURDAY, SEPTEMBER 9

NORTHWEST  
WOODTURNERS

OPEN SHOP

SATURDAY, SEPTEMBER 9, 2023

9AM - 1PM

DAVE WOOD'S SHOP

24250 SW 65TH AVE, TUALATIN OR 97062

LEARN TO TURN &amp; LEARN TO SHARPEN!




For you newer members, "Open Shop" is not a formally structured function. It is formatted along the lines of an open house for all members and prospective members. There is no agenda per se, but often very interesting things develop based on questions and partially done projects that come in the door. We've had quite a variety of activities over the last few years and expect many more to come.

All the club's lathes and grinders are set up for members to use, and there is always a team of old-timers on hand to help with questions. (They come because of the free donuts and coffee:). Open Shop is free, but we do gratefully accept donations to help with expenses.



## NWWT OPEN SHOP • (CONT.)



Now that Summer is almost finished, and Fall is almost here, what do woodturners start thinking about? Christmas tree ornaments, of course! We don't always have demos at Open Shop, but this time we'll be demonstrating how to turn Christmas trees and snowmen. You can watch, or maybe get on a lathe and make one. In either case, come and join the fun.



And of course, all the usual Open Shop activities will be in full swing as well:

- Four of the lathes have been reserved so far, but there are still four more available. Somehow, we always manage to accommodate everyone who wants to turn something. So come on down.
- The NWWT Store will be open and is well stocked with CA glues, 2" and 3" sanding discs and mandrels, walnut oil, AnchorSeal, and turning blanks for bowls and spindle projects. We'll have a fresh supply of bowl blanks since we sold what we had at last month's auction picnic.
- Tool sharpening experts will be on hand to tune up your gouges, scrapers, etc.
- Ongoing Q&A with our club experts on tools, different kinds of wood, finishes and oils, techniques, and more.
- Bring your completed turnings to show off, bring an unfinished project you're stuck on to get a little advice on what to do next, or just come to shoot the wood shavings breeze with others. It's all a great time.


You never know what you might learn, or who you might meet. That's the nature of Open Shop. Come join the fun, create some chips and shavings, hear the stories about the big bowls that got away, and expect to smile and laugh a lot while savoring those Donut Land maple bars and fritters.

We'll see you there!

—Dave Wood



# CALLING ALL WOODTURNERS TO CLASS!



NWWT's 4Q23 training sequence begins September 23, with the **Sharpening Lathe Tools** class. We conduct this class first in the series of five courses to get you started right. Properly sharpened turning tools are safe and productive turning tools.

The course Lead Instructor for this session is Mike Meredith, who has a wealth of knowledge of metallurgy, sharpening equipment, and sharpening techniques. For those of you just starting your woodturning journey or have been at it awhile but would like to review or restart, this is a day well spent. Bring your own tools if you have them or use one of the club tool kits. We will cover sharpening on a grinding platform (scrapers, spindle roughing gouges and parting tools), and we'll use the Oneway Wolverine system and Vari-Grind jig for bowl and spindle gouges.


Each student will have their own grinding station with the Wolverine system. As always, there will be experienced NWWT member coaches on hand for our 1:1 student/instructor learning experience.

|          |          |                               |
|----------|----------|-------------------------------|
| 9/23/23  | Saturday | <b>Sharpening Lathe Tools</b> |
| 10/7/23  | Saturday | <b>Spindle Turning Basics</b> |
| 10/8/23  | Sunday   | <b>Bowl Turning Basics</b>    |
| 10/28/23 | Saturday | <b>Spindle Turning 201</b>    |
| 10/29/23 | Sunday   | <b>Bowl Turning 201</b>       |

The class schedule for the 4th quarter shown here is beginning to fill up, so check your calendars and register now for your spot in the classes you want to take.



## WOODTURNING CLASSES • (CONT.)



NORTHWEST  
WOODTURNERS

# WOODTURNING CLASSES

As of this writing, there are five slots left for the [Sharpening Lathe Tools](#) class, which is only three weeks away, and only a space or two remain for the [Spindle Turning Basics](#) and [Bowl Turning Basics](#) classes. All three of these classes are perfect for beginning turners or those who just want to review or restart.

The [Spindle Turning 201](#) and [Bowl Turning 201](#) classes we consider to be intermediate skill level, and not for beginners. These are our “project” courses which will be structured around more advanced techniques and tools used to make a specific turning project. This time we will be making a Pepper Grinding Mill in the [Spindles 201](#) session, and a Plate or Platter in the [Bowls 201](#) session.



Our classes are a full day, but well worth your time and effort. The camaraderie and fun are a secondary benefit. And of course, the generation of piles of wood shavings is actually very good for the environment!

The primary purpose of the NWWT organization is to educate, and educating our members and our community is the driving force behind all our activities. Come join the fun and learn with us. There is no limit to how far we can all advance our personal skills in woodturning. Our courses are packed with information, probably more than you can absorb in one day, but an NWWT Instructor Corps member will always be at your side to help and encourage.

Speaking of the Instructor Corps, there are 18 of our seasoned veteran members serving as instructors and coaches in our classes. Those of us

who do so thoroughly enjoy sharing our experience and knowledge with others. We know that the real value of teaching is learning. As my mother (once a teacher) used to say, “There’s no better way to learn than to try to teach something you think you already know, to someone else.”

If you have recently become a member of NWWT and are a seasoned woodturner, please talk to me about joining the Instructor Corps. *Uncle Dave Needs You!* 😎

—Dave Wood



## IN MEMORIAM



For those of us who were fortunate enough to know Mike, he was an amazing guy. Former fighter pilot to successful manager of large projects at Intel and many other things that I don't know about. Anything he tried, he excelled at with dedication and hard work. From the first day he joined NWWT, I knew he would play an important role within the club. He was always first to volunteer for everything, up until he was no longer able to do so. Although he was just a beginning turner when he joined, he learned quickly and did excellent, thoughtful work. He sold his turnings and donated all revenues to the fight against pancreatic cancer.



Little did I know at the time, he was also a talented watercolor painter. He had several shows at local frame shops and other events, and he did commission work including a beautiful painting I commissioned – again all proceeds going to the fight against pancreatic cancer.

One wonderful trait of Mike's was his interaction with others. He was an immediate friend to everyone and very open about his battle with cancer, sharing his journey with close friends. In spite of his illness, he was always thinking of others.

Near the end, while under hospice care, he FaceTimed me and wanted me to thank all his friends at NWWT for helping him learn to turn but more importantly, their friendship. It was a hard call as he had trouble finding the right words, but his wonderful wife helped him express his thoughts, and he had a smile all the time. My biggest regret was the short time I had to know Mike and work with him. He will surely be missed.

Mike got his two daughters interested in learning how to woodturn. So, to keep Mike's memory alive, NWWT is giving them a complementary family membership in his honor. We look forward to seeing them in future classes.

There will be a Celebration of Life in early October – details to follow.

—Roger

## MULTNOMAH DAYS • REVIEW BY SEAN BROWN



On August 19, 2023, Multnomah Days was held in Multnomah Village. It is a one-day annual festival with over 120 vendors and multiple events. Members of your Northwest Wood Turners were there selling our wares with two booths right outside the Multnomah Arts Center (where our monthly meetings take place!). We initially had 5-6 members who were to attend but, for various reasons, three was the final number. We were allowed plenty of room to bring out everything we had and still allowed space for guests to shop.

This was my inaugural showing since first turning two years ago. I learned early in the day, after finding out I was going to be paired with Dave Wood and John Beechwood, that I was going to have to change my name. For the purpose of this article please call me Sean Walnut.

I also learned very early on that I was greatly outmatched in craftsmanship! Dave's pieces were gallery-worthy; John's pieces were heirlooms, and my stuff was Tupperware! We

also had to set up camp next to a coffee truck with a generator running all day right next to John's table. By the end of the day, I think he was seeing dancing pink elephants.

Regardless, the Village was packed with residents and visitors, and we started selling right away. We shut down briefly for a "parade" which honestly just seemed like normal Portland foot traffic with a few tubas and trombones thrown in the mix.

Selling stayed brisk throughout the day until around 4 pm. Perhaps more importantly, we had a lot of interest in NWWT from young and old, male and female alike. We expect several new members to come from this event.



# MULTNOMAH DAYS REVIEW • (CONT.)



After a long day, we closed shop around 6 pm. We managed to pack a small Walmart worth of materials into John's SUV with such precision, that Ikea would be jealous.

I am grateful to NWWT for the opportunity and experience of selling some of my things. I am also grateful for the opportunity to get to know my fellow members, John and Dave, and continue to learn from them!

Warm regards,

—Sean Walnut (aka Sean Brown)



## SAFETY · KEVIN JESEQUEL

**Always Be Mindful.**

This photo is a screenshot from a video I recently saw on my Instagram feed. It was created by a turner who has been making educational videos for about a year now.

In this particular video, he is demonstrating the use of a bottom bowl gouge. He has excellent tool control and makes a smooth cut across the bottom of the bowl.

Do you notice anything odd in the screenshot?

Did you notice where he has placed his *pinky finger*?

He has the tip of his pinky placed along the left side of the gouge on the far side of the tool rest. That, combined with the loose grip of his other fingers on the top of the gouge, means that if he were to cross center and contact the right side of the bowl bottom, the rotation of the bowl would lift the gouge and move it in an arc to the left, slamming down on the tool rest (and anything resting on top of the tool rest) in milliseconds.

Or it could lift and push back the tip of his pinky, hyper-extending, or even breaking it.

As I said though, his tool control is excellent. But what if it weren't? Or what if the people watching this video, who attempt to emulate it, don't have an equal amount of control? What if the wood, being a natural material, has a defect right in the center?

We must always be mindful of where we place parts of our body while turning. We must also always be mindful of who may be watching us. Because while we may be confident, they may be novices.

—Kevin

## ART IN THE PEARL • THIS WEEKEND!



Art in the Pearl ([AIP](#)) is a huge, three day art show over Labor Day weekend in the Portland North Parks District.


While most of the show is for selling products (130 booths), there is an educational area where local organizations are given a free booth to do demonstrations for the public, explain what their craft is all about, show examples, and recruit new members.

The Pacific NW Woodturners Guild ([PNWG](#)) has invited members of our NWWT to help demonstrate at their booth.


The Guild of Oregon Woodworkers ([GOOW](#)) and The Oregon Carvers Guild ([OCG](#)) will also be there.

If you plan on attending Art in the Pearl (*and you really should!*), don't forget to stop by and say howdy!

—bk



## ELI AVISERA • CLASS REVIEW



Eli Avisera had a successful visit to Cascade Woodturners. We had 15 turners for the all-day demo on Friday, August 18th. Eli completed eight projects for the day showing a variety of tools and techniques. Fifteen members took part in the two, one-day, hands-on classes.

Eli taught tool use, and students turned hollow mushrooms and “lady pens” (on multiple axis). This is the seventh time Eli has taught here for the Portland chapters.

Several students asked Eli where his tools were available. Eli does not sell tools but gave the name of a dealer that does. Eli’s tools are made by Ashley Iles in England and sold by Phil Seibert in Cincinnati.

Office: (513) 277-0916  
 Cell (513) 703-0728  
 Toll Free: (888) 744-5527

Eli has moved his shop from Jerusalem up to west of the Sea of Galilee. Eli is planning on starting classes in the new shop sometime in October. Anyone interested in traveling to Israel and taking classes can contact Eli by email: [avisera@eli.name](mailto:avisera@eli.name)

—Dale



# NWWT STORE • JOHN & LUANN SUTTER

Due to popular demand, we now carry a stock of most of our store items at Dave Wood's place and can be purchased during Open Shop. It has the most popular consumables such as CA glue, walnut oil, AnchorSeal, and sanding supplies. The full store will still be available at all of our monthly meetings.

—John & LuAnn

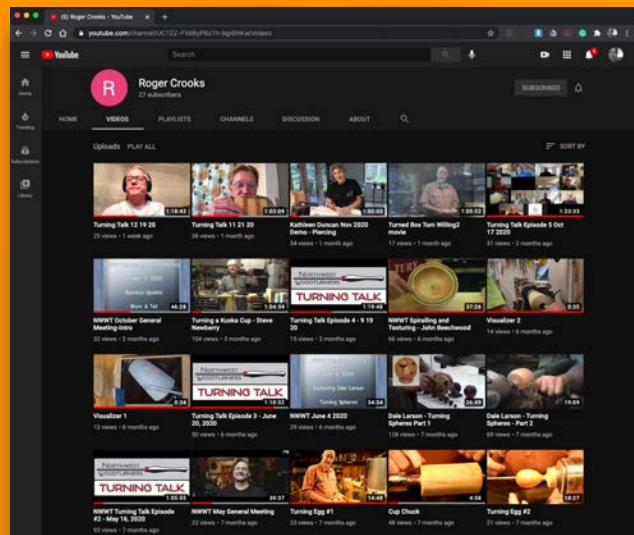


## RECORDED MEETINGS & DEMOS

Our monthly meetings and Turning Talks are available for viewing. Remember, to view past meetings, go to the [NWWT Calendar](#).

Recorded meetings are highlighted in **orange**. Click on the meeting to get the link.

| Sunday | Monday | Tuesday | Wednesday | Thursday  | Friday | Saturday                                |
|--------|--------|---------|-----------|---|--------|---|
| 27     | 28     | 29      | 30        | Oct 1<br>6:30 PM<br>October Meeting:<br>Steve Newberry -<br>Kuska Cup | 2      | 3                                       |
| 4      | 5      | 6       | 7         | 8   | 9      | 10                                      |
| 11     | 12     | 13      | 14        | 15  | 16     | 17<br>9:00 AM<br>NWWT -<br>Turning Talk |





LIBRARY NEWS • LYNNE HEMMERT



**NEWS**  
**from the LIBRARY CART!**

The Library will be open at the club meeting.


Please look around and bring what ever you have to the meeting. Thanks!

—Lynne



NEED INSPIRATION? • ROGER CROOKS

**Show-n-Tell & Monthly Challenge**



Need some new ideas of what to turn on that special piece of wood or looking for ideas on how to embellish you piece? You can turn to Pinterest for ideas OR you can look at what your fellow members are doing.

Maybe you saw something at Show & Tell but don't remember the details. Check out our website's [Gallery](#). All the photos that are submitted for each meeting and the pictures taken by Jim at real meetings are/will be posted on this page.

If you need to contact the maker, check with Bill, and he may be able to give you the member's name.

—Roger

# SHOW OFF YOUR WORK ON THE WORLD WIDE WEB

Hey, all you Northwest Woodturners club members,

Did you know there is a special place on the World Wide Web where you can show off your woodturning to other club-members, as well as the rest of the world?

Below is a simple walkthrough to help you create your own photo album(s) and upload your work:

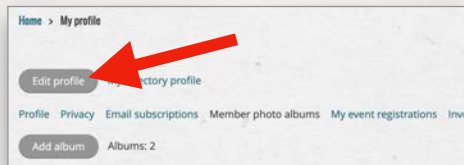


Go to [www.northwestwoodturners.com](http://www.northwestwoodturners.com) and log in to your account.

You should see your name in the upper right of the homepage. Click on your name to take you to your Member Page



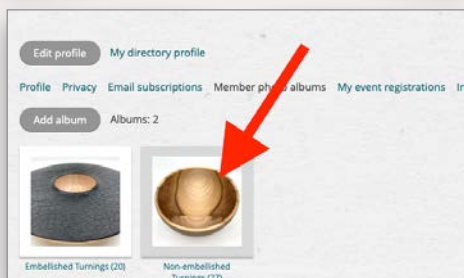
Click **Member Photo Albums**.



Click on the **Add Album** button and name it whatever you'd like.



Click on the **Upload Photos** button.



Then upload your favorite digital images from your computer.

Easy peasy!

—bk

## BULLETIN BOARD

**FOR SALE**  
**Grizzly 24" Drum Sander**  
Model G1066, 5 hp, 220v Single Phase  
**\$900**  
David Williams  
**503 997-2541**  
Beaverton



## 2023 MEETINGS &amp; DEMONSTRATORS



| DATE                         | PROGRAM  | MONTHLY CHALLENGES            |
|------------------------------|--|-------------------------------|
| 2023                         |  |                               |
| Thursday, January 5          | Annual Tool Swap                                 | —                             |
| Thursday, February 2         | John Beechwood – Peppermills                     | —                             |
| Thursday, March 9            | An Evening with Richard Raffan                   | —                             |
| Thursday, April 6            | Brad Williams – Stabilizing Wood & Turning Epoxy | Raffan-Inspired Bowl          |
| Thursday, May 4              | Mike Meredith – Finishing Techniques             | Wood/Epoxy Turnings           |
| Thursday, June 1             | Mike Meredith – Cast Resin Cast Turnings         | Focus on Finishes             |
| Thursday, July 6             | Steve Newberry – Teapots                         | Cast Resin Turnings           |
| Saturday, August 5           | BBQ Picnic & Auction                             | CAP (Crazy A** Piece) Contest |
| <b>Thursday, September 7</b> | <b>John Sutter – Off-center Turnings</b>         | <b>Teapots</b>                |
| Thursday, October 5          | TBD  | Off-center Turnings           |
| Thursday, November 2         | TBD  | TBD                           |
| Thursday, December 7         | Stuart Batty                                     | TBD                           |

## OTHER WOODTURNING CLUBS • MEETINGS &amp; PROGRAMS

*Please check individual club websites for current information regarding their monthly online meetings.*



**WOODTURNERS OF OLYMPIA**  
[woodturnersofolympia.org](http://woodturnersofolympia.org)

**2nd TUESDAY of every month @ 6:30pm**  
 First Baptist Church of Olympia  
 904 Washington St SE, Olympia, WA 98507 [\[map\]](#)



**CASCADE WOODTURNERS**  
[cascadewoodturners.com](http://cascadewoodturners.com)

**3rd THURSDAY of every month @ 6:00pm**  
 Wild Lilac Child Development Center  
 3829 SE 74th Ave, Portland, OR 97230 [\[map\]](#)



**PACIFIC NORTHWEST WOODTURNING GUILD**  
[woodturningguild.com](http://woodturningguild.com)

**2nd WEDNESDAY of every month @ 7:00pm**  
 MWA Architects  
 70 NW Couch St, Portland, OR [\[map\]](#)




**SW WASHINGTON WOODTURNERS**  
[southwestwashingtonwoodturners.com](http://southwestwashingtonwoodturners.com)

**2nd Thursday of every month @ 7:00pm**  
 Friends of the Carpenter's Center  
 1600 W 20th St, Vancouver, WA 98660 [\[map\]](#)



**WILLAMETTE VALLEY WOODTURNERS**  
[willamettevalleywoodturners.com](http://willamettevalleywoodturners.com)

**2nd THURSDAY of every month @ 6:30pm**  
 Center 50+ Senior Center  
 2615 Portland Rd, NE Salem, OR 97303 [\[map\]](#)



**BEAVER STATE WOODTURNERS**  
[beaverstatewoodturners.com](http://beaverstatewoodturners.com)

**4th THURSDAY of every month @ 6:00pm**  
 Coburg Community Charter School  
 91274 N Coburg Rd, Coburg, OR 97408 [\[map\]](#)

# VENDOR SPONSORS ARE KEY TO OUR SUCCESS!

A key component of our financial stability as a club is our vendor sponsors. Our vendors provide periodic gift certificates for the raffle and our annual auction. In addition we receive product donations from some of them. If that were not enough, some also give individual discounts to club members. All this contributes to our financial health. We encourage all of you to patronize our vendor sponsors. It is good for you, good for them, and good for the club.


[Click on each logo to go to their website](#)




**Gift Certificates + Merchandise Donations**




**Gift Certificates**



**10% Off Regular Price**



**10% Off Blades + Sharpening**



**Gift Certificates + Merch Donations + 10% Off**



**10% Off Regular Price**



**10% Off Regular Price**



**Gift Certificates + 10% Off**



**10% Off Regular Prices**



**10% Off Regular Prices**



**10% Off All Orders**

***NWWT membership has benefits!***

Show your NWWT Membership Card to receive a discount off your purchase at Gilmer Wood, Rockler, Woodcraft, Woodcrafters, Crosscut Hardwoods, Milwaukie Hardwoods, Hamilton Lee Supply, and Oregon Carbide Saw.

Past newsletters can be accessed from the NWWT website [here](#).

If you do not receive a courtesy email from me by the beginning of the month indicating that a new newsletter is available online, please send [me](#) your current email address.

**Submissions to the newsletter are due by the last Thursday of the month.**

Articles, tips, web links, classified ads and other woodturning-related items are welcome! Send them to [me](#).

For other business inquiries, contact Northwest Woodturners at: Northwest Woodturners  
PO Box 1157  
Lake Oswego, OR 97035