

NORTHWEST WOODTURNERS



Founded 1995 Pacific Northwest Oregon Chapter of The American Association of Woodturners

AAW AMERICAN ASSOCIATION
OF WOODTURNERS

NOVEMBER 2023



NORTHWEST WOODTURNERS



PRESIDENT'S MESSAGE • ROGER CROOKS



It's that time of the year where we line up our volunteer leaders for next year. Everyone on this list is responsible for making NWWT the club it is today. For those who are not on this list, please consider volunteering for one of the roles below or to be a backup. Often life gets in the way of doing their NWWT activities and thus a backup (hopefully trained) is needed. The positions listed as key are the main ones to consider but that does not mean the other positions are less important. See the slate below.

2024 Board Elections

See article below. We will be voting on the slate at December's meeting. Our Bylaws require a 30 day notice before voting so November's meeting is too soon.

November General Meeting - Seri Robinson

Spalted wood is both an ancient art form and a modern scientific marvel. Join Dr. Spalting on a seven-hundred-year journey through wood craft, tracing spalted wood's first craft uses to its current scientific and artistic outlets. Also included will be a guide to spalting fungi, and how to spalt your own wood at home.

October General Meeting - Roger Crooks, Colored Platters

I had a good time doing my first live demonstration and it was a great learning experience. The audience was generous - thank you all!

The meeting video is [HERE](#) but unfortunately we did not hit record on Zoom in time for Show and Tell.

I recorded my practice video which is more inclusive of the whole process and recommended - [HERE](#)

December General Meeting - Stuart Batty

Stuart will be here for our December General Meeting (new for this year only). He will conduct a one-day class Friday and a 2-day class Saturday and Sunday.

One-day class - this is targeted to those who are somewhat new to turning and need help with basic turning techniques. Both basic spindle and bowl turning techniques will be covered.

Two-day class - This is for more experienced turners who have turned bowls and made spindle-based projects. It will be a fast-moving class where you will finish with several finished (or close to finished) projects.

Registration - to provide a fair opportunity for all members to register, rather than first come/first serve, we will open registration for 2 weeks. We expect more registrations than we can handle so after 2 weeks, we will randomly pick 8 students. If selected, you will be notified with details on how to pay for the class. *Watch your email for open registration.*

Open Shop - November 11, 2023

Register [HERE](#) to reserve a lathe and get help from other members. It's been pretty busy lately with lots of newly cut wood and other blanks plus you can stock up on your consumables from the company store.

CLUB INFO

NORTHWEST WOODTURNERS www.northwestwoodturners.com

Meetings are held at 7PM on the 1st Thursday of each month at:

The Multnomah Arts Center
7688 SW Capitol Hwy
Portland, OR 97219
[\[map\]](#)

President
[Roger Crooks](#)

Vice President
[John Beechwood](#)

Secretary
[Kevin Jesequel](#)

Treasurer
[Mike Meredith](#)

Board Members
Steve Newberry
Lynne Hemmert
Jim Schoeffel

STAFF VOLUNTEERS

Education Coordinator
Dave Wood

Safety
Kevin Jesequel

Demonstrators
Kevin White

Store Sales
John Sutter

Library
Lynne Hemmert

Raffle
Kim Talley

AV Backup
Dave Burgess

Photography
Jim Schoeffel

Web
Roger Crooks

Newsletter
Bill Karow

PRESIDENT'S MESSAGE • (CONT.)

Barb Hall Passing

I am sorry to announce that Barb Hall passed last month. See article below.

[Education](#)

We are about sold out for the rest of the classes this year. Q1 and Q2 2024 classes have been posted on the [calendar](#) so check them out.

[Turning Talk](#) – Canceled for rest of the year.

The recent poll on continuing this activity is about 50/50. A few members did not know about it. We will decide about next year at our next board meeting.

—Roger



VP'S "TURN ON THINGS" • JOHN BEECHWOOD



Wow November is already here!

We are entering the best time of year to harvest wood. Cutting wood and getting it sealed this time of year can really pay off. The cooler damper weather lets you wood dry slower and can limit cracking. It also offers you a little more time between when the tree is cut and when you process it.

Start planning now for the AAW symposium in Portland May 23rd - 26th 2024.

We have some great presentations coming up. I'm still working on the second half of 2024. If there is something you want to see or demonstrate please let me know.

—John



NWWT NAMETAGS



Name Tags – The NWWT Board has authorized that new name tags will be free for the asking. Bill Karow has redesigned the tag to be more readable. If you have recently ordered a name tag, your \$7 will be refunded to you via PayPal. If you have the old design, please order a new one. Click [HERE](#) to order a new one.

OCTOBER OPEN SHOP · REVIEW



Courtesy of all the wood cutting parties of the last few weeks organized by NWWT Wood Czar, Mark McNamara, we had a small mountain of very good wood for sale.

We had Big Leaf Maple with nice figure, Cherry, and Sweet Gum. A third to a half of the small mountain was bought by members that day and will be showing up a year from now at Show and Tell – we hope!

The good news is we still have half or more of this beautiful wood available for you!

And of course, there's our indoor stock of dry (or drier) bowl and spindle blanks in a variety of woods and sizes, including a good supply of Walnut. We replenish this inventory regularly as wood sells.

Eric Conrad, Eugene Litvin, Ruth Warbington, and Jay Johnston all came to do some wood turning, tool sharpening, and shavings production. Eugene brought a roughed and dried 11" walnut bowl blank which we cored out to get him a second smaller bowl. (We decided the dark walnut would look exceptionally good full of M&M's.) Ruth came to get more practice, having taken the Spindle Basics class the week prior. Eric worked on advancing his bowl turning skills, and Jay cut and hollowed a good-sized box lidded box.

I didn't count cars, but I think we had 20 members, maybe even 25, drop by for wood, turning talking, coffee and conversation, and of course, the best donuts in the local wood turning world.



Next month the Open Shop is on November 11th, and we plan to have a special demonstration on inlays and embellishing bowl exteriors with a lathe-mounted router.

So, stay tuned. You won't want to miss the November Open Shop. We'll see you here!

Next month the Open Shop is on November 11th, and we plan to have a special demonstration on inlays and embellishing bowl exteriors with a lathe-mounted router.

So, stay tuned. You won't want to miss the November Open Shop. We'll see you here!

—Dave

OCTOBER OPEN SHOP REVIEW • (CONT.)



NWWT OPEN SHOP • SATURDAY, NOVEMBER 11

NORTHWEST
WOODTURNERS



OPEN SHOP

SATURDAY, NOVEMBER 11, 2023

9AM - 1PM

DAVE WOOD'S SHOP

24250 SW 65TH AVE, TUALATIN OR 97062

LEARN TO TURN & LEARN TO SHARPEN!



For you newer members, "Open Shop" is not a formally structured function. It is formatted along the lines of an open house for all members and prospective members. There is no agenda per se, but often very interesting things develop based on questions and partially done projects that come in the door. We've had quite a variety of activities over the last few years and expect many more to come.

All the club's lathes and grinders are set up for members to use, and there is always a team of old-timers on hand to help with questions. (They come because of the free donuts and coffee!). Open Shop is free, but we do gratefully accept donations to help with expenses.


- The NWWT Store will be open and is well stocked with CA glues, 2" and 3" sanding discs and mandrels, walnut oil, AnchorSeal, and turning blanks for bowls and spindle projects.
- Tool sharpening experts will be on hand to tune up your gouges, scrapers, etc.
- Ongoing Q&A with our club experts on tools, different kinds of wood, finishes and oils, techniques, and more.
- Bring your completed turnings to show off, bring an unfinished project you're stuck on to get a little advice on what to do next, or just come to shoot the wood shavings breeze with others. It's all a great time.

You never know what you might learn, or who you might meet. That's the nature of Open Shop. Come join the fun, create some chips and shavings, hear the stories about the big bowls that got away, and expect to smile and laugh a lot while savoring those Donut Land maple bars and fritters.

We'll see you there!

—Dave Wood

FALL 2023 TRAINING CLASSES • DAVE WOOD




NWWT Education Update: 2023 Class Schedule Completed in October

What a great training year it has been! With completion of the **201 Spindle and 201 Bowl "Project Classes"**

on October 28th and 29th, we had a total of 92 member attendees at our five training classes this year. Some members took several classes, and some took only one, but there is no doubt that we are advancing the turning skill level of our people continually, which is the goal of our training program. In fact, education is the primary goal of the Northwest Woodturners, and the real reason we exist.

Since we began the current approach to training in late 2020, we have continually grown the program by adding courses and strengthening our Instructor Corps. Our numbers for the last four years are shown below.

2020	2021	2022	2023	TOTALS
13	40	71	92	216



Currently, our five courses are held three times each year - in the 1st quarter, 2nd quarter, and the 4th quarter. We take the summer off because we all need time for other activities.

The class schedule for the first half of next year has been set and will soon be added to the website with registration capability. Dates and courses are as follows:

FALL 2023 TRAINING CLASSES • (CONT.)

1/27/24	Saturday	Sharpening Lathe Tools
2/17/24	Saturday	Spindle Turning Basics
2/18/24	Sunday	Bowl Turning Basics
3/16/24	Saturday	Bowl Turning 201
3/17/24	Sunday	Spindle Turning 201
4/6/24	Saturday	Sharpening Lathe Tools
4/27/24	Saturday	Spindle Turning Basics
4/28/24	Sunday	Bowl Turning Basics
6/1/24	Saturday	Bowl Turning 201
6/2/24	Sunday	Spindle Turning 201

Back to this month, we had two full Basics classes on October 7th and 8th. Most students were brand new to woodturning and we flooded them with information. "It was kind of like sipping from a fire hose" was one statement made. We held *Spindle Turning Basics* on Saturday, led by Jason Goodrich. The goal of the day was to learn the basics of cutting beads



FALL 2023 TRAINING CLASSES • (CONT.)

and coves, then attempt a snowman to take home for the upcoming holidays. We decided that while there was a good deal of variation in shape, the snowmen were all recognizable as ... snowmen.

On Sunday we marched into the *Basics of Bowl Turning* with another full crew. Steve Newberry served as Lead Instructor with plenty of help from member coaches. Again, most attendees were new to woodturning, and the goal of this class was to learn how to mount the blank, then shape and hollow a bowl. In most cases, it was their first bowl ever. During the day Steve walked everyone through the 7 fundamentals of a cut. After the lunch break in the sun, Dave Wood demonstrated coring a bowl blank using the *Oneway Easy-Core* system.



It was a very nice day in more ways than just creating wood shavings. The group created some very nicely shaped bowls for their first effort, and I think they'll bed back for the 201 classes in the near future. All in all, it was a great day for all of us. Friendship, learning, and wood shavings – how could it get any better? 😊

FALL 2023 TRAINING CLASSES • (CONT.)



—Dave



BARB HALL PASSING



I am sorry to announce that Barb Hall passed last month. For those new to NWWT, Richard and Barb Hall have been long time members and have held key positions with the Club. Barb did our Newsletters from 2010 – 2014 and again in 2018/2019. Barb was also our webmaster from 2010-2017 which was not a trivial job. Richard, as President and Barb doing all that she did, kept the club running during some bleak times when we were without a home.

Barb was also an active supporter of new members, helping to integrate them into the club. She was the first person to welcome me when I joined, and her friendship was appreciated.

In all her many pursuits in life, she enjoyed her involvement in the club and in wood turning the most. As a teacher at heart, she felt it important to pass on the understanding and enjoyment of wood turning to others, especially those new to the craft and to the club. This came through in the newsletters where we saw Barb's academic slant on the elements and principles of design. Using her degree in art, she helped deepen our understanding of the design process in many articles that she wrote.

—Roger

SAFETY • KEVIN JESEQUEL



Electric Space Heater Safety

Once again, the chill is in the air and you may be considering adding a heat source to your shop. Here are some safety tips to consider before using a portable electric space heater:

- Do not use an extension cord or a power strip. Always plug it directly into a wall socket.
- Ensure that the plug is fully inserted in the socket and that the connection is secure.
- Keep the heater at least 3 feet away from combustible materials.
- Keep the heater on a stable surface, not tables, chairs, or benches where it may be knocked over.
- Do not run the cord under carpet, floor mats, or where wood shavings may collect.
- Do not use the heater if the cord feels hot to the touch.
- Clean the heater regularly, multiple times a day, if necessary.
- Do not allow high volumes of dust to accumulate in the air while the heater is in use.
- Do not leave the heater unattended while on for any length of time.
- Do not use a heater that is larger than necessary for the area you are trying to heat.
- Inspect the cord for damage regularly.
- Keep a fire extinguisher in the shop and inspect it regularly for sufficient charge and that it is not expired.
- Do not go to sleep with a space heater running.
- Only use heaters that have been certified by an independent agency (UL listed).
- Check www.saferproducts.gov to see if your heater has been recalled.

This list is by no means complete. Please do your own research before bringing a heat source into your wood shop. As an electrician, I have seen the tremendous stress these appliances put on electrical systems. I have repaired and replaced numerous receptacles due to the heat generated by a loose connection at the plug. I have repaired many wires attached to those receptacles because the heat generated was great enough to melt the insulation off them.

—Kevin

WOOD CUTTING + GATHERING • MARK MAC

Here's the November Timber Report:

It wasn't long after I started turning, I realized the material I was shelling out copious amounts of money for (only to hack it up as I learned to turn) was growing all around me. I'd maybe used a chainsaw once and the idea of cutting up my own wood was a little intimidating. Alas, every downed tree I passed seemed to call out to me, "Make me into something beautiful, Mark". I started with a corded electric chainsaw with a 16" bar; more than adequate for the 12" midi lathe I owned at the time. Six years later, the gathering and processing of wood has turned into its own art in my mind; one that's equally important as my skills at the lathe in creating a true work of art.

The club's wood cutting program is a great way to learn more about how to process whole logs into lathe ready wood blanks and walk away with some wood to turn in your shop. It's also a great way to contribute to the NWWT club mission by helping us gather wood for classes, open shops and the club store. Just respond to one of the calls for volunteers sent out by the club. We can always use helpers to haul and seal wood so if you don't have a saw it's totally fine.



Wood cutting events are generally held on the weekends and we aim to get 4-6 people depending on the size of the job. We generally are there for 3-5 hours including clean up. Ideally, logs are cut into sections that are 4" longer than the total diameter of the log. After that, logs are "ripped" or cut lengthwise on either side of the pith of the tree. The pith, or center of the tree, is where a tree is most likely to start cracking, so that's got to go. Once the tree is in half rounds, we'll make another ripping cut on the side that still has the bark, parallel to the cut on the other side. We mark the finished blank with the species and price it for the club store. Now our turning blank is ready to mark with a compass and put on the bandsaw. Of course, there are all sorts of variations for live edge bowls, platters and spindle blanks but you get the

idea.

When we're done, we'll rake up as much of the shavings as we can; home owners are generally able to provide compost disposal. Helpful tools to bring on a cutting party are a chainsaw, dolly or wheelbarrow, Anchor Seal wax, chalk for marking cuts and a magic marker for labeling blanks.

Looking forward to meeting many more of you this fall and winter as we have lots of good trees coming down in the area.

Stay sharp,

—Mark Mac
NWWT Wood Czar



WOOD CUTTING + GATHERING • (CONT.)



NWWT 2024 BOARD ELECTIONS

It's that time of the year to vote for our 2024 board and leads. Everyone on this list is what makes NWWT the club it is today. For those who are not on this list, please consider volunteering to be a backup as life gets in the way at times where not everyone is available when needed. The positions listed as key are the main ones to consider but that does not mean the other positions are less important.

2024 Board Elections -

Position	Current	2024	Backup	Notes
President	Roger Crooks	Roger Crooks	VP	Agreed for 2024
Vice President	John Beechwood	John Beechwood	Treasurer	Agreed for 2024
Treasurer	Mike Meredith	Mike Meredith		
Secretary	Kevin Jesequel	Tammi Connolly		New - Agreed for 2024
Leads	Current	2024	Backup	Notes
Newsletter	Bill Karow	Need to check		Key
Photographer	Jim Schoeffel	Jim Schoeffel		Key
Store	John Sutter	John Sutter		Key
Webmaster	Roger Crooks	Roger Crooks	Bill Karow	Key
Wood Czars	Mark McNamara Tyler Pierce	Need to check		
Raffel	Kim Talley	Need to check		Need to check
A/V System Lead	Dave Burgess		Chris Dix	Key - Need one more person
Liberian	Lynn Hemmert	Need to check		Need to check
Education	Dave Wood	Dave Wood		Key
Safety	Kevin Jesequel	Share with Cascade		Share with Cascade
—Roger				
Past Presidents	Steve Newberry Richard Hall	Steve Newberry Richard Hall		

MONTHLY CHALLENGE – COLORED PLATTERS

Roger Crooks

Assorted colored platters.



Roger Crooks

Colored platter made in pre-recorded demo video.



Roger Crooks

Backside of Platter made in pre-recorded demo video.



Roger Crooks



Colored platter made during meeting demo.



SHOW-N-TELL

I would like to encourage all members — advanced, intermediate and especially new-comers — to share their woodturnings with the rest of the club. When I first joined NWWT, I remember thinking that my pieces weren't good enough to show to the whole club. But when I finally did bring one to a meeting, it was well received, and I got a lot of positive comments and helpful, constructive criticism. I've been showing and telling ever since. It's a great way to share tips and techniques, to teach and to learn.

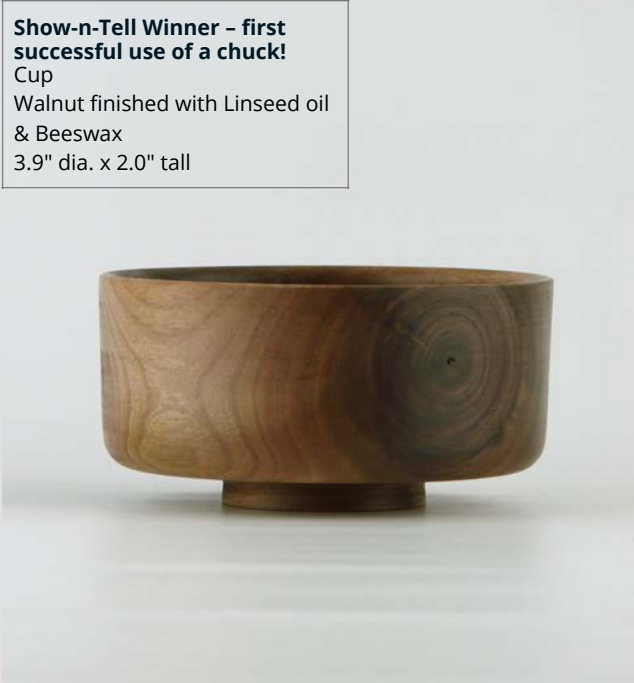
—bk

—  All Photography by Jim Schoeffel  —

Kevin Reed

Show-n-Tell Winner - first successful use of a chuck!

Cup
Walnut finished with Linseed oil & Beeswax
3.9" dia. x 2.0" tall





Kevin Reed

Slightly Off-center Bowl
Madrone
4.8" dia. x 2.0" high



SHOW-N-TELL (CON'T)

—  All Photography by Jim Schoeffel  —

Kevin Reed

Cup
Spalted Birch finished with
Beeswax
3.2" dia. x 3.2" high





Denvy Larson

"Wings of Fury" Segmented Bowl
Black Walnut, White Oak, Purple Heart & Maple
9.8" dia. x 4.3" high




SHOW-N-TELL (CON'T)

—  All Photography by Jim Schoeffel  —


Jason Goodrich

Bowl
Walnut with Mother of Pearl Inlay
17" dia. x 4.3" high





Rob Vogtman

Laminated Bowl
7" dia. x 4" high



SHOW-N-TELL (CON'T)

—  All Photography by Jim Schoeffel  —



Kevin Jesequel
Hollow Form
Cherry finished with Milk Paint
8" dia. x 4" high



Kevin Jesequel
Hollow Form
Mesquite
6.5" dia. x 4" high



SHOW-N-TELL (CON'T)

—  All Photography by Jim Schoeffel  —

Rob Vogtman
Carved Vase
6" dia. x 5" high



Rob Vogtman
Hollow Form
6.5" dia. x 3.5" high





Rob Vogtman
Laminated Bowl
13.5" dia. x 6" high



Rob Vogtman
Laminated Bowl
4.6" dia. x 2" high



SHOW-N-TELL (CON'T)

—  All Photography by Jim Schoeffel  —

Rob Vogtman
Inside Out Ornament
2" x 2" x 3.5" Tall



Rob Vogtman
Winged Bowl
Bleached
Bowl: 8" dia. x 2" high
Wings: 18.5" x 9.5"



Rob Vogtman
Laminated Bottle Opener
1.5" dia. x 3.3" long
Laminated Bottle Stopper
1" dia. x 3.8" tall



NWWT STORE • JOHN & LUANN SUTTER

Due to popular demand, we now carry a stock of most of our store items at Dave Wood's place and can be purchased during Open Shop. It has the most popular consumables such as CA glue, walnut oil, AnchorSeal, and sanding supplies. The full store will still be available at all of our monthly meetings.

—John & LuAnn

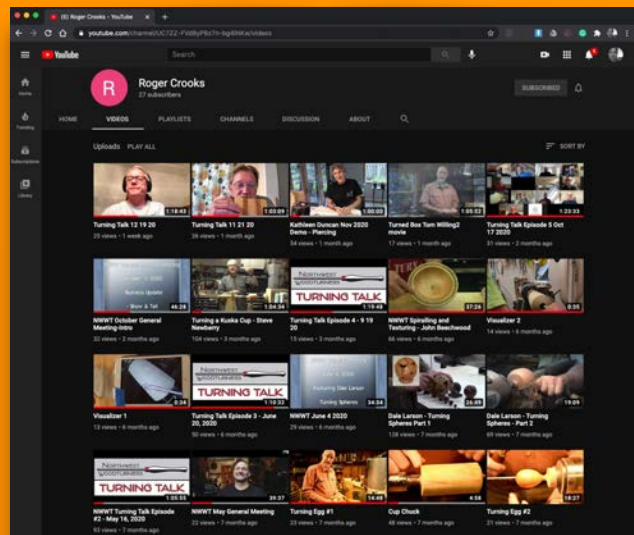


RECORDED MEETINGS & DEMOS

Our monthly meetings and Turning Talks are available for viewing. Remember, to view past meetings, go to the [NWWT Calendar](#).

Recorded meetings are highlighted in **orange**. Click on the meeting to get the link.

Sunday	Monday	Tuesday	Wednesday	Thursday	Friday	Saturday
27	28	29	30	Oct 1 6:30 PM October Meeting: Steve Newberry - Kuska Cup	2	3
4	5	6	7	8	9	10
11	12	13	14	15	16	17 9:00 AM NWWT - Turning Talk



PACIFIC NORTHWEST WOODTURNING GUILD

There is a little bit of news from the Pacific Northwest Woodturning Guild:

After careful evaluation of its future prospects, Pacific Northwest Woodturning Guild has decided to dissolve and distribute its assets to charitable entities within the arts community of the Pacific Northwest. A substantial list of factors underlie our decision, among them a changing landscape for turned art, changing demographics, and shifting interests among the membership.

PNWG became an AAW affiliate in 2005 to meet the needs of a small group of turners who were interested in showing and selling their work. The group became a regular presence at Gathering of the Guilds, the Vancouver Recycled Art Show, Art in the Pearl and numerous galleries throughout Oregon and Washington. Signature accomplishments include its Woodturning Certification Program and formation of Frogwood, a 501(c)(3) Arts Education Collaborative.

Members of PNWG remain active in marketing their work through galleries and shows. They continue to serve as woodturning demonstrators and teachers throughout the Puget-Willamette region. Guild members have always served the leadership of their local woodturning clubs and will continue to do so.

Tom Willing
President
Pacific Northwest Woodturning Guild



LIBRARY NEWS • LYNNE HEMMERT



NEWS
from the LIBRARY CART!

The Library will be open at the club meeting. NWWT has an extensive collection of books and DVD's, covering all facets of woodturning.

If you have checked out material in the past, please look around your space and bring any books and/or DVD's back to our next meeting, so that other club members can benefit as well.


Thanks!

—Lynne



NEED INSPIRATION? • ROGER CROOKS

Show-n-Tell & Monthly Challenge



Need some new ideas of what to turn on that special piece of wood or looking for ideas on how to embellish you piece? You can turn to Pinterest for ideas OR you can look at what your fellow members are doing.

Maybe you saw something at Show & Tell but don't remember the details. Check out our website's [Gallery](#). All the photos that are submitted for each meeting and the pictures taken by Jim at real meetings are/will be posted on this page.

If you need to contact the maker, check with Bill, and he may be able to give you the member's name.

—Roger

SHOW OFF YOUR WORK ON THE WORLD WIDE WEB

Hey, all you Northwest Woodturners club members,

Did you know there is a special place on the World Wide Web where you can show off your woodturning to other club members, as well as the rest of the world?

Below is a simple walkthrough to help you create your own photo album(s) and upload your work:

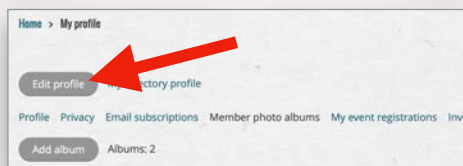


Go to www.northwestwoodturners.com and log in to your account.

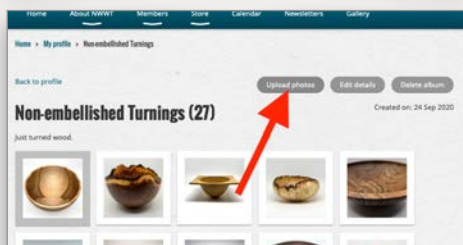
You should see your name in the upper right of the homepage. Click on your name to take you to your Member Page



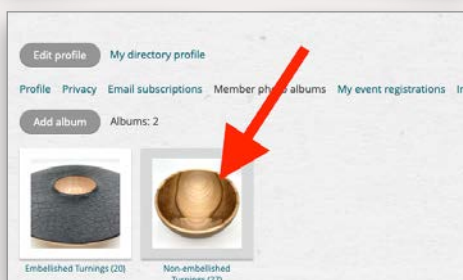
Click **Member Photo Albums**.



Click on the **Add Album** button and name it whatever you'd like.



Click on the **Upload Photos** button.



Then upload your favorite digital images from your computer.

Easy peasy!

—bk

BULLETIN BOARD

FOR SALE
Grizzly 24" Drum Sander
Model G1066, 5 hp, 220v Single Phase
\$900
David Williams
503 997-2541
Beaverton



2023 MEETINGS & DEMONSTRATORS



DATE	PROGRAM	MONTHLY CHALLENGES
2023		
Thursday, January 5	Annual Tool Swap	—
Thursday, February 2	John Beechwood – Peppermills	—
Thursday, March 9	An Evening with Richard Raffan	—
Thursday, April 6	Brad Williams – Stabilizing Wood & Turning Epoxy	Raffan-Inspired Bowl
Thursday, May 4	Mike Meredith – Finishing Techniques	Wood/Epoxy Turnings
Thursday, June 1	Mike Meredith – Cast Resin Cast Turnings	Focus on Finishes
Thursday, July 6	Steve Newberry – Teapots	Cast Resin Turnings
Saturday, August 5	BBQ Picnic & Auction	CAP (Crazy A** Piece) Contest
Thursday, September 7	John Sutter – Off-center Turnings	Teapots
Thursday, October 5	Roger Crooks – Colored Platters	Off-center Turnings
Thursday, November 2	Seri Robinson — All About Spalting	Colored Platters
Thursday, December 7	Stuart Batty	Spalted Turnings

OTHER WOODTURNING CLUBS • MEETINGS & PROGRAMS

Please check individual club websites for current information regarding their monthly online meetings.



WOODTURNERS OF OLYMPIA
woodturnersofolympia.org

2nd TUESDAY of every month @ 6:30pm
 First Baptist Church of Olympia
 904 Washington St SE, Olympia, WA 98507 [\[map\]](#)



CASCADE WOODTURNERS
cascadewoodturners.com

3rd THURSDAY of every month @ 6:00pm
 Wild Lilac Child Development Center
 3829 SE 74th Ave, Portland, OR 97230 [\[map\]](#)



PACIFIC NORTHWEST WOODTURNING GUILD
woodturningguild.com

2nd WEDNESDAY of every month @ 7:00pm
 MWA Architects
 70 NW Couch St, Portland, OR [\[map\]](#)




SW WASHINGTON WOODTURNERS
southwestwashingtonwoodturners.com

2nd Thursday of every month @ 7:00pm
 Friends of the Carpenter's Center
 1600 W 20th St, Vancouver, WA 98660 [\[map\]](#)



WILLAMETTE VALLEY WOODTURNERS
willamettevalleywoodturners.com

2nd THURSDAY of every month @ 6:30pm
 Center 50+ Senior Center
 2615 Portland Rd, NE Salem, OR 97303 [\[map\]](#)



BEAVER STATE WOODTURNERS
beaverstatewoodturners.com

4th THURSDAY of every month @ 6:00pm
 Coburg Community Charter School
 91274 N Coburg Rd, Coburg, OR 97408 [\[map\]](#)

VENDOR SPONSORS ARE KEY TO OUR SUCCESS!

A key component of our financial stability as a club is our vendor sponsors. Our vendors provide periodic gift certificates for the raffle and our annual auction. In addition we receive product donations from some of them. If that were not enough, some also give individual discounts to club members. All this contributes to our financial health. We encourage all of you to patronize our vendor sponsors. It is good for you, good for them, and good for the club.

—————  *Click on each logo to go to their website*  —————



Gift Certificates + Merchandise Donations




Gift Certificates



10% Off Regular Price



10% Off Blades + Sharpening



Gift Certificates + Merch Donations + 10% Off



10% Off Regular Price



10% Off Regular Price



Gift Certificates + 10% Off



10% Off Regular Prices



10% Off Regular Prices



10% Off All Orders

NWWT membership has benefits!

Show your NWWT Membership Card to receive a discount off your purchase at Gilmer Wood, Rockler, Woodcraft, Woodcrafters, Crosscut Hardwoods, Milwaukie Hardwoods, Hamilton Lee Supply, and Oregon Carbide Saw.

Past newsletters can be accessed from the NWWT website [here](#).

If you do not receive a courtesy email from me by the beginning of the month indicating that a new newsletter is available online, please send [me](#) your current email address.

Submissions to the newsletter are due by the last Thursday of the month.

Articles, tips, web links, classified ads and other woodturning-related items are welcome! Send them to [me](#).

For other business inquiries, contact Northwest Woodturners at: Northwest Woodturners
PO Box 1157
Lake Oswego, OR 97035