

NORTHWEST WOODTURNERS



Founded 1995 Pacific Northwest Oregon Chapter of The American Association of Woodturners **AAW** AMERICAN ASSOCIATION OF WOODTURNERS

JUNE 2023

NORTHWEST WOODTURNERS



PRESIDENT'S MESSAGE • ROGER CROOKS



Beautiful weather is here and while I'm sure there is a lot of spring yard work to get done, there's always time for turning.

Gathering of the Guilds - 2024 - Save the Date

Just FYI, the show will be April 19-21, 2024

Richard Raffan Video

With over 1,200 views to date - check this out if you have not already - [HERE](#)

May's General Meeting - Mike Meredith - Finishing

This is now online on our YouTube channel - [HERE](#)

June's General Meeting - Mike Meredith - Hybrid Turning Materials

In April, we had a demonstration on turning epoxy. This brought up lots of questions about epoxy-like materials which Mike will address this month. Please note that this will be in the gym (just to the right of the auditorium).

NWWT Picnic - August 5, 2023

Summer means time for our annual BBQ and Auction. We will start planning it at our next board meeting, but put it on your calendar. It is also when we pass the Volunteer of the Year award to the next person. We have lots of great volunteers to choose from.

Open Shop - June 10, 2023

Come see lots of wood blanks from our last cutting party. They are sealed and priced to go.

Education - Summer Break

Summer turns out to be a hard time to fill classes with vacations, travel, and other summer activities, so we take the summer off. The next round of five classes starts in September, and registration is online. Reserve your space now as they sell out fast.

Open Shop - May 13, 2023 - Make a Pen Class

This was an experiment for Open Shop time that we may do again on other various topics. It went well and for some students, highlighted the importance of using the right bushing for your pen kit and keeping the instructions handy. The main skill learned was how to turn the blanks to match the bushings with a skew or other tool.

Community Service - Hire a Woodturner

We had our first submission to our [Hire a Woodturner](#) offer on the website. Unfortunately, he wanted to turn three small 8' trees for a 24' deck banister. I had to explain why that was not really a turning job but easily done with hand tools. I don't know anyone with an 8' bed for their lathe.

—Roger

CLUB INFO

NORTHWEST WOODTURNERS

www.northwestwoodturners.com

Meetings are held at 7PM on the 1st Thursday of each month at:

The Multnomah Arts Center
7688 SW Capitol Hwy
Portland, OR 97219
[\[map\]](#)

President
[Roger Crooks](#)

Vice President
[John Beechwood](#)

Secretary
[Kevin Jesequel](#)

Treasurer
[Mike Meredith](#)

Board Members
Steve Newberry Lynne Hemmert
Barb Hall Richard Hall
Jim Schoeffel

STAFF VOLUNTEERS

Education Coordinator
Dave Wood

Safety
Kevin Jesequel

Demonstrators
Kevin White

Store Sales
John Sutter

Library
Lynne Hemmert

Raffle
Kim Talley

AV Backup
Dave Burgess

Photography
Jim Schoeffel

Web
Roger Crooks

Newsletter
Bill Karow

VP'S "TURN ON THINGS" • JOHN BEECHWOOD



The weather is finally getting warmer. This is also the time of year when people seem to decide to take out that tree that needs to go.

Recently I've had at least three people reach out to me saying they were going to finally have that oak, maple, or walnut tree taken out, and do I want the wood? After thanking them, I ask if there is any way it can safely wait until fall/winter. Once I explain that we can get more usable wood in the fall/winter, they agree to see if it will wait.

Last year, we went to retrieve an oak tree that was not down long, but since it was 95+ degrees out, almost all of it cracked. When you're scouting for wood sometimes a little education goes a long way.

AAW grants! Did you know that the AAW has a variety of grants available each year? [Check it out!](#) The process is very competitive so if you have questions, please reach out to me.

I'm on my way to the AAW symposium in Louisville, Kentucky. I will be sharing what I learn next month.

If there is a demonstration you want to see please reach out and let me know. We currently need to fill November and December. Contact me if you would like to give it a try. A great way to learn and improve your skills is to teach and demonstrate.

—John Beechwood

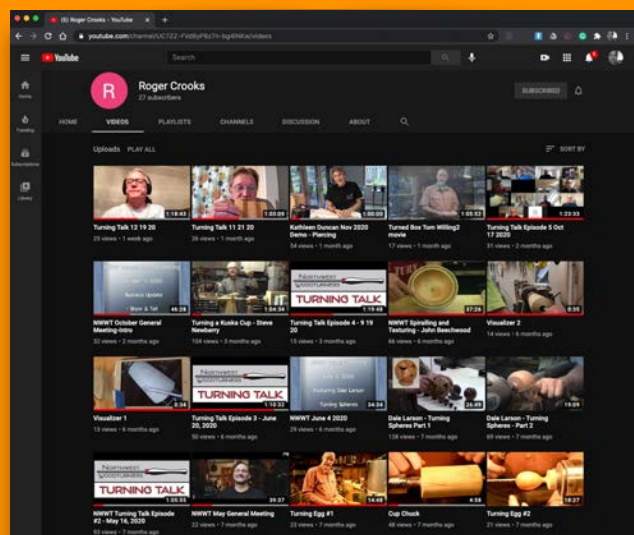


RECORDED MEETINGS & DEMOS


Our monthly meetings and Turning Talks are available for viewing. Remember, to view past meetings, go to the [NWWT Calendar](#).

Recorded meetings are highlighted in **orange**. Click on the meeting to get the link.

Sunday	Monday	Tuesday	Wednesday	Thursday	Friday	Saturday
27	28	29	30	Oct 1 6:30 PM October Meeting: Sloane Raspberry - Kuska Cup	2	3
4	5	6	7	8	9	10
11	12	13	14	15	16	17 9:00 AM NWWT - Turning Talk



NWWT OPEN SHOP • SATURDAY, JUNE 10



SATURDAY, JUNE 10, 2023

9AM - 1PM

DAVE WOOD'S SHOP

24250 SW 65TH AVE, TUALATIN OR 97062

LEARN TO TURN & LEARN TO SHARPEN!



Open Shop will take place on **Saturday, June 10 from 9AM to 1PM**. Dave Wood will again open his shop to NWWT members to spend some time turning together. This is a chance for those of you new to woodturning to have questions answered, learn new techniques or address problems you might have encountered.

Open Shop is directed toward the new turner but **all are welcome!** Bring a project you want help finishing. Bring questions about methods. There will be six lathes available to use. Bring your own tools and wood, or you can also buy wood there.

- Admission is free.
- Bring your own tools and face shield.
- If you have any COVID related symptoms, please stay home.
- Coffee and donuts will be provided.
- Portable toilet will be on on-site.
- If you have any questions, please feel free to contact Dave Wood or any other NWWT Board Member.

Location: 24250 SW 65th Ave
Tualatin, OR 97062 [[map](#)]

Contact: Dave Wood
NWWT Education Coordinator
503-880-1349

2023 AAW INTERNATIONAL WOODTURNING SYMPOSIUM

AAW's 37th International

Woodturning Symposium

June 1-4, 2023 | Louisville, KY

REGISTER →



2023 AAW VIRTUAL SYMPOSIUM

Virtual Symposium

Watch the Symposium from the comfort of your home or workshop.

If you can't make it to Louisville, KY to experience the AAW International Woodturning Symposium in person, you can register as a virtual attendee and livestream 20 select demonstrations for all skill levels, entertaining interviews, and tours of the gallery, exhibitions and tradeshow. This is the best way to get a glimpse at the biggest woodturning event of the year without having to travel.

If you register by June 4, you will have access to the recorded sessions for 30 to 90 days. That means if you can't watch live you have the option to watch the recorded demonstrations later at your own pace.

Livestreaming June 2 - 4, 2023

REGISTER →

2023 AAW VIRTUAL SYMPOSIUM SCHEDULE

Schedule: Friday, June 2

Between each demonstration session, you will be treated to entertaining interviews with top woodturners and vendors, video tours of the gallery, exhibitions and tradeshow, and an inside look at the Symposium.



Adding Sculptural Elements to Your Turnings
Kristin LeVier
8:00 - 9:30 am



Sphere and Lace
Joss Naigeon
8:00 - 9:30 am



Spinning Metal
Lynne Hull
10:30 am - 12:00 pm



Color—Hues and Tints
Nicole MacDonald
10:30 am - 12:00 pm



Catbush Bowl
Kirk DeHeer
1:30 - 3:00 pm



Turn a Human Bust
Derek Weidman
1:30 - 3:00 pm



Thin-Walled Bowl with Piercing
Helen Bailey
3:30 - 5:00 pm



Mastering the Chaser
Mauricio Kolenc
3:30 - 5:00 pm

Schedule: Saturday, June 3

Between each demonstration session, you will be treated to entertaining interviews with top woodturners and vendors, video tours of the gallery, exhibitions and tradeshow, and an inside look at the Symposium.



Spalting 101
Seri Robinson
8:00 - 9:30 am



Pagoda Box
Jason Breach
8:00 - 9:30 am



Turning Thin Vessels
Ulf Jansson
10:30 am - 12:00 pm



Kintsugi for Wood
Phil Irons
10:30 am - 12:00 pm



"Spindling" Your Way to Better Bowls
Jim Echter
1:30 - 3:00 pm



Wall Sculptures Made Easy
Roberto Ferrer
1:30 - 3:00 pm



Segmented Bowl Construction
Curt Theobald
3:30 - 5:00 pm



Guardian Angel
Joss Naigeon
3:30 - 5:00 pm

Schedule: Sunday, June 4

Between each demonstration session, you will be treated to entertaining interviews with top woodturners and vendors, video tours of the gallery, exhibitions and tradeshow, and an inside look at the Symposium.



Square Box with Pewter Insert
Pat Carroll
8:00 - 9:30 am



Spiral Carving and Texturing
Laurent Niclot
8:00 - 9:30 am



Carving a Wave/Leaf Motif onto Your Turned Pieces
Eüizabeth Weber
10:30 am - 12:00 pm



Textures for Color Become Second Nature
Jacques Vesery
10:30 am - 12:00 pm

SAFETY • KEVIN JESEQUEL

Below is my article from May of last year. I am submitting it again for the newsletter this May because I believe it continues to be relevant. While I have not seen any new deaths from this practice in the headlines, I have seen ads on my social media accounts for a machine that claims to be “safer”. If you are considering one of these machines (or any other method of creating this effect), please educate yourself on the inherent dangers of high-voltage electricity and all of the things that can go wrong, even with a “safe” unit.



Lichtenberg (AKA Fractal) Burning Claims Two More

Lichtenberg burning is the process of sending high voltage (2,000+ volts) electricity through a piece of wood that has been treated with a solution, typically saltwater, to increase its conductivity. As the electricity makes its way through the wood from one electrode to another it burns everything in its path. The pattern left behind resembles a lightning flash. It can be a fascinating process to watch, and it can be a deadly process to conduct. There have been 34 known deaths caused by Lichtenberg / fractal burning since 2017. In May 2017, the AAW Board of Directors, at the recommendation of the AAW Safety Committee adopted the following policy:

It is the policy of the American Association of Woodturners (AAW) that the process known as Fractal Burning is prohibited from being used in any AAW-sponsored events, including regional and national symposia, and that AAW-chartered chapters are strongly urged to refrain from demonstrating or featuring the process in chapter events. Further, the process of Fractal Burning shall not be featured in any written or online AAW publication, except for within articles that warn against its use. AAW publications will not accept advertisements for any products or supplies directly related to the process.

What makes fractal burning dangerous? Electricity will take the path of least resistance to ground. Dry wood, by itself, has a somewhat high resistance and is not very conductive. Adding salt water to wood lowers the wood's resistance and the electricity flows through it, though not easily, which is why it creates enough heat to burn its path across the wood. If the operator suddenly becomes a better path to ground, the electricity can change direction in milliseconds and travel through the operator instead.

Some of the variables that can cause the operator to become a better path to ground include: directly grounding oneself, inadequate insulation between oneself and ground, inadequate insulation between oneself and the electrodes, inadequate insulation of the conductors (wires), dirty/wet equipment, damaged equipment, faulty equipment, and the list goes on.

In addition to all of that, the higher the voltage, the more capable it is of jumping, known as arcing, across or through a resistant object or the air (picture lightning). Some of those who have died from this process were trying it for the first time, others were seasoned “experts”. The most recent fatalities (April 6, 2022) were a man and a woman who were believed to have been influenced by viral TikTok videos of the process. The equipment that electrocuted them subsequently started a fire that burned the house they were in. They were the 33rd and 34th deaths from fractal burning since 2017.

Don't be the 35th.

—Kevin

SHOW OFF YOUR WORK ON THE WORLD WIDE WEB

Hey, all you Northwest Woodturners club members,

Did you know there is a special place on the World Wide Web where you can show off your woodturning to other club-members, as well as the rest of the world?

Below is a simple walkthrough to help you create your own photo album(s) and upload your work:

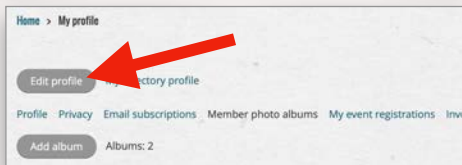


Go to www.northwestwoodturners.com and log in to your account.

You should see your name in the upper right of the homepage. Click on your name to take you to your Member Page



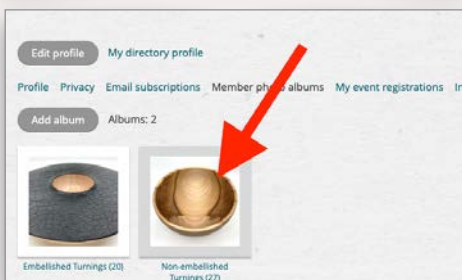
Click **Member Photo Albums**.



Click on the **Add Album** button and name it whatever you'd like.



Click on the **Upload Photos** button.



Then upload your favorite digital images from your computer.

Easy peasy!

—bk

SPRING TRAINING A BIG HIT... BUT THERE'S MORE TO COME!

Our final training classes for the first half of this year wrapped up with the "201 Project" classes. The Spindles class turned Pepper Mills, and the Bowls class made Live-Edge Bowls.

The Pepper Mill class attendees were Jim Bennett, Jay Johnston, Scott Parrish, and Gary Borders. Tom Willing and Mike Meredith served as instructors backed up by coaches Roger Crooks, Roger Levine and Dave Wood. The Live-Edge Bowl class was led by John Beechwood with coaches Roger Crooks, Roger Levine, and Dave Wood.

These project classes demand intermediate-level turning skills and take our turners to the next level of expertise, which is our goal. Everyone passed the test and created very classy turnings while enjoying much better weather and the fresh air of open barn doors!



New members in the Instructor Corps

Our NWWT Instructor Corps has grown from 17 to 19 members, with the addition of Dave Stallard and Roger Levine. Both are veteran woodturners who moved to this area in the last year. Welcome Dave and Roger, and thanks!



BUT THERE'S MORE TO COME! (CO^N'T)

Professional Woodturning Instructors

We've had a lot of new members join in the last three years, and those new members don't know much about what was normal for the NWWT prior to the Covid disruption. So, to address that issue a bit, here's some background for you newer members.

In pre-shutdown years, we hired several, big-name professional woodturners (the likes of Stuart Batty, Trent Bosch, Jimmy Clewes, Ashley Harwood) to come in each year and conduct a demonstration at our monthly meeting, then stay for one or two days to teach classes for our members.

The NWWT Board is trying to make that happen again, hopefully starting this year. Responsibility for this lies with club Vice President, John Beechwood. He has discovered that some of these folks are reluctant to travel anymore, especially with the improvements in video conferencing.

Scheduling is always a challenge, and of course, these events cost more than a Zoom demo – a lot more. But we are a determined bunch, and our budget is in order. So stay tuned for more on this topic from John Beechwood.

Also in the “more to come” department...

Our fourth quarter class sequence begins with Sharpening Lathe Tools on September 23. The other four courses will be held according to the following schedule:

9/23/23	Saturday	<i>Sharpening Lathe Tools</i>
10/7/23	Saturday	<i>Spindle Turning Basics</i>
10/8/23	Sunday	<i>Bowl Turning Basics</i>
10/28/23	Saturday	<i>Spindle Turning 201</i>
10/29/23	Sunday	<i>Bowl Turning 201</i>



The “101 Basics” classes focus on basic-skill-level turning techniques for beginning woodturners. These courses have been conducted many times in the last few years and have proven very effective in getting new turners started correctly, or as a refresher for those who have not turned for a while.

This fall's “201 Spindles Project” class will teach turning a Pepper Mill (a repeat of the May 6 class for those of you who couldn't make it). The “201 Bowls Project” class will change from a live-edge bowl to turning a platter, a new project in the series.



—Dave Wood

MONTHLY CHALLENGE – WOOD/EPOXY TURNINGS

—  All Photography by Jim Schoeffel  —

John Beechwood
Dinosaur Egg
Maple Burl & Deep pour Epoxy
2" dia. x 4.8" tall



MONTHLY SHOW-N-TELL

I would like to encourage all members — advanced, intermediate and especially new-comers — to share their woodturnings with the rest of the club. When I first joined NWWT, I remember thinking that my pieces weren't good enough to show to the whole club. But when I finally did bring one to a meeting, it was well received, and I got a lot of positive comments and helpful, constructive criticism. I've been showing and telling ever since. It's a great way to share tips and techniques, to teach and to learn.

—bk

— All Photography by Jim Schoeffel —

Don Jensen

Hand Mirrors

Left: Curly Maple, 5" dia. w/8" handle

Right: Pacific Yew, 5" dia. w/7" handle



SHOW-N-TELL • (CONT.)

Jim Diamond

Pepper Mills
Dyed-laminate plywood
Left: 2.5" dia. x 7.5" tall,
Center: 2.5" dia. x 8" tall
Right: 2" dia. x 7.5" tall



Kevin Jesequel

Hollow Form
"She Looks Good in Curls"
Curly Big Leaf Maple
8" dia. x 5.5" high



SHOW-N-TELL • (CONT.)

Steve Newberry

Teapot
Spalted Maple
5" dia. with 1.8" long spout,
1.8" long handle, 1.3" tall lid



Steve Newberry

Teapot
Maple
5" dia. with 1.8" long spout,
1.8" long handle, 1.3" tall lid



SHOW-N-TELL • (CONT.)

Steve Newberry

Donut Chuck for off-center turning
Plywood and hardware
13.8" dia. x adjustable height




SHOW-N-TELL • (CONT.)

Danny Bartlett

Trembleurs (from left)

8" tall Holly, 4.25" tall Boxwood, 5" tall Black Walnut, 4.5" tall Cherry
5" tall Black Walnut, 4" tall Jatoba, 4.75" tall Black Walnut, 9.25" tall Oak



SHOW-N-TELL • (CONT.)

David Perez



David Perez

NEW 3-CLUB BROCHURE

The new promotional brochure from three of the local woodturning clubs has been created and designed by Doug Pizac. It looks great! Keep an eye out for it at your next club meeting and at the local woodworking stores.



Three Woodturning Clubs

in the Portland, OR, and Vancouver, WA, areas are ready to welcome new members and those who are interested in our work.



Most of our woods are USA born renewables from downed trees to keep them from becoming firewood whereupon we turn them into useful objects, toys, works of fine art, etc. And because they are made locally, we are not subject to foreign supply chain issues.

Watch local, national and international woodturners demonstrate how they make their works of art in-person.

Basic and advanced classes on turning are available.



NWWT STORE • JOHN SUTTER

Lu and John will be out of town for the June meeting so if club members need supplies, they can pick them up at this month's Open Shop. Also, the price of walnut oil will go up to \$7.00 per 16 oz. bottle in July.

—John



LIBRARY NEWS • LYNNE HEMMERT



**SPECIAL ALERT
from the LIBRARY CART!**

NWWT BOOKS, DVDs, and CDs that are collecting dust or wood chips around the house, shop or car, could be returned to the club at the next meeting in January. Just think how much additional space you could have.

NWWT is missing A LOT of our DVDs. Please look around and bring them to the next meeting.


Thanks,

—Lynne



NEED INSPIRATION? • ROGER CROOKS

Show-n-Tell & Monthly Challenge



Need some new ideas of what to turn on that special piece of wood or looking for ideas on how to embellish you piece? You can turn to Pinterest for ideas OR you can look at what your fellow members are doing.

Maybe you saw something at Show & Tell but don't remember the details. Check out our website's [Gallery](#). All the photos that are submitted for each meeting and the pictures taken by Jim at real meetings are/will be posted on this page.

If you need to contact the maker, check with Bill, and he may be able to give you the member's name.

—Roger

IRS FYI

This IRS statement was forwarded to us from our friends at Cascade Woodturners. This may apply to our members who sell their turnings and collect payment via a third-party app. Might be worth checking out.

The IRS has changed requirements for third-party payment apps. All third-party payment apps and online marketplaces will be required to issue a Form 1099-K when payments for goods or services exceed \$600 for the year. Previously, 1099-Ks were only sent to those whose payments exceeded \$20,000 - the new rule means more 1099-Ks will be issued for 2023 than ever before.

If you have a small business and you receive payments through a third-party payment app (such as Venmo, Paypal, Stripe, Square, Shopify, QuickBooks Payments), then you will receive a 1099-K from each payment app that you use for the 2023 tax year. This must be reported on your tax return. Please forward this form to us when you receive it, and provide expenses to offset this income. Expenses would include any costs associated with this increase in income - we can help advise you as to what may qualify.

If you do not have a business, you may still receive a Form 1099-K if you sell any goods or services through an online marketplace or receive payment through an app similar to those listed above (for example, if you sell some used furniture and receive payment through Venmo). This information will need to be reported on your personal income tax return. It may or may not have an impact on your tax.

Please note: the new reporting rules apply only to payments for sales of goods or services. Payments or reimbursements from families and friends should typically not be reported on 1099-Ks.

—bk

2023 MEETINGS & DEMONSTRATORS



DATE	PROGRAM	MONTHLY CHALLENGES
2023		
Thursday, January 5	Annual Tool Swap	—
Thursday, February 2	John Beechwood – Peppermills	—
Thursday, March 9	An Evening with Richard Raffan	—
Thursday, April 6	Brad Williams – Stabilizing Wood & Turning Epoxy	Raffan-Inspired Bowl
Thursday, May 4	Mike Meredith – Finishing Techniques	Wood/Epoxy Turnings
Thursday, June 1	Mike Meredith – Cast Resin Cast Turnings	Focus on Finishes
Thursday, July 6	Steve Newberry – Teapots	Cast Resin Turnings
Saturday, August 5	BBQ Picnic & Auction	Enjoy the Auction!
Thursday, September 7	John Sutter – Offset Box Lids	Teapots
Thursday, October 5	TBD	Offset Box Lids
Thursday, November 2	TBD	TBD
Thursday, December 7	No Meeting This Month	Happy Holidays!

OTHER WOODTURNING CLUBS • MEETINGS & PROGRAMS

Please check individual club websites for current information regarding their monthly online meetings.

**WOODTURNERS OF OLYMPIA**

woodturnersofolympia.org

2nd TUESDAY of every month @ 6:30pm

First Baptist Church of Olympia
904 Washington St SE, Olympia, WA 98507 [\[map\]](#)

**CASCADE WOODTURNERS**

cascadewoodturners.com

3rd THURSDAY of every month @ 6:00pm

Wild Lilac Child Development Center
3829 SE 74th Ave, Portland, OR 97230 [\[map\]](#)

**PACIFIC NORTHWEST WOODTURNING GUILD**

woodturningguild.com

2nd WEDNESDAY of every month @ 7:00pm

MWA Architects
70 NW Couch St, Portland, OR [\[map\]](#)

**SW WASHINGTON WOODTURNERS**

southwestwashingtonwoodturners.com

2nd Thursday of every month @ 7:00pm

Friends of the Carpenter's Center
1600 W 20th St, Vancouver, WA 98660 [\[map\]](#)

**WILLAMETTE VALLEY WOODTURNERS**

willamettevalleywoodturners.com

2nd THURSDAY of every month @ 6:30pm

Center 50+ Senior Center
2615 Portland Rd, NE Salem, OR 97303 [\[map\]](#)

**BEAVER STATE WOODTURNERS**

beaverstatewoodturners.com

4th THURSDAY of every month @ 6:00pm

Coburg Community Charter School
91274 N Coburg Rd, Coburg, OR 97408 [\[map\]](#)

VENDOR SPONSORS ARE KEY TO OUR SUCCESS!

A key component of our financial stability as a club is our vendor sponsors. Our vendors provide periodic gift certificates for the raffle and our annual auction. In addition we receive product donations from some of them. If that were not enough, some also give individual discounts to club members. All this contributes to our financial health. We encourage all of you to patronize our vendor sponsors. It is good for you, good for them, and good for the club.


[Click on each logo to go to their website](#)




Gift Certificates + Merchandise Donations



Gift Certificates



10% Off Regular Price



10% Off Blades + Sharpening



Gift Certificates + Merch Donations + 10% Off



10% Off Regular Price



10% Off Regular Price



Gift Certificates + 10% Off



10% Off Regular Prices



10% Off Regular Prices



10% Off All Orders

NWWT membership has benefits!

Show your NWWT Membership Card to receive a discount off your purchase at Gilmer Wood, Rockler, Woodcraft, Woodcrafters, Crosscut Hardwoods, Milwaukie Hardwoods, Hamilton Lee Supply, and Oregon Carbide Saw.

Past newsletters can be accessed from the NWWT website [here](#).

If you do not receive a courtesy email from me by the beginning of the month indicating that a new newsletter is available online, please send [me](#) your current email address.

Submissions to the newsletter are due by the last Thursday of the month.

Articles, tips, web links, classified ads and other woodturning-related items are welcome! Send them to [me](#).

For other business inquiries, contact Northwest Woodturners at: Northwest Woodturners
PO Box 1157
Lake Oswego, OR 97035