

volume 28, issue 07

NORTHWEST WOODTURNERS



Founded 1995 Pacific Northwest Oregon Chapter of The American Association of Woodturners

AAW AMERICAN ASSOCIATION
OF WOODTURNERS

JULY 2023

AAW SYMPOSIUM REVIEW • WHAT'S A STEB?
SUMMER PICNIC & AUCTION INFO • ART IN
THE PEARL • OPEN SHOP • WOOD SALE

NORTHWEST WOODTURNERS



PRESIDENT'S MESSAGE • ROGER CROOKS



Summer has finally arrived. Time for family vacations, travel, yard work and hopefully turning.

June's General Meeting -

This is now online on our [YouTube](#) channel. We now have 74 videos online and together, close to 50,000 views.

[Mike Meredith - Hybrid Turning Materials](#) - May

[Mike Meredith - Finishing](#) - June

July's General Meeting - July 6, Steve Newberry - Teapots

This will be an amazing demonstration that will answer that question of "How does he do that?". It requires the ability to visualize how to position a piece on the lathe to make a certain cut plus how to mount it safely on the lathe. We all will learn a lot.

NWWT Picnic - August 5, 2023

Summer means time for our annual BBQ and Auction. In addition to the BBQ (Mike Meredith - head chief) and a fun auction with our professional auctioneer, we added a CAP contest.

What does CAP stand for? Creative Arts Piece or Crazy Ass Piece (more descriptive) - whatever works for you. This requires out of the box thinking. The rules are simple, some part of the item has to be done on the lathe. Other than that, let your imagination run wild. If you've seen anything from Frogwood, that is the idea. The audience will vote on the winner. Full disclosure - my piece is done and will be hard to beat, but don't let that discourage you 😊.

We will be announcing NWWT's annual Volunteer of the Year award. If you have never seen it, it is really impressive.

For more information, click [HERE](#) and register and review the article below for more details. Please register so we have an idea for food.

Stuart Batty to return to NWWT in December

Our VP, John Beechwood has tagged Stuart to return for a demo and three days of classes. Stay tuned for more details.

Open Shop - July 8, 2023

Always a fun time to turn, socialize with fellow members, get your tools sharpened, restock your shop with supplies, ask questions or ask for help on your current project or future project.

The results of current cutting parties are for sale. The recently cut wood blanks have been sealed when they were cut. Prices are hard to beat. Not all available will be there so if you have a specific need, email Dave Wood to see if something is available at our storage location. We currently have 59 pieces of Walnut, 30 pieces of Cherry, and 4 pieces of Birch.

NWWT's Newsletter - AAW's Third Place Award

Congratulations to our newsletter editor, Bill Karow, for placing third in this year's AAW Newsletter Award. The newsletter also placed First a few years ago. The newsletter is the public face of our club, and our newsletter is professional, easy to read, entertaining, and informative. Thanks Bill!

Education - Summer Break

Summer turns out to be a hard time to fill classes with vacations, travel and other summer activities, so we take the summer off. The next round of five classes starts in September and are online for registration. Reserve your space now as they sell out fast.

—Roger

CLUB INFO

NORTHWEST WOODTURNERS

www.northwestwoodturners.com

Meetings are held at 7PM on the 1st Thursday of each month at:

The Multnomah Arts Center
7688 SW Capitol Hwy
Portland, OR 97219

[\[map\]](#)

President
[Roger Crooks](#)

Vice President
[John Beechwood](#)

Secretary
[Kevin Jesequel](#)

Treasurer
[Mike Meredith](#)

Board Members
Steve Newberry Lynne Hemmert
Barb Hall Richard Hall
Jim Schoeffel

STAFF VOLUNTEERS

Education Coordinator
Dave Wood

Safety
Kevin Jesequel

Demonstrators
Kevin White

Store Sales
John Sutter

Library
Lynne Hemmert

Raffle
Kim Talley

AV Backup
Dave Burgess

Photography
Jim Schoeffel

Web
Roger Crooks

Newsletter
Bill Karow

VP'S "TURN ON THINGS" • JOHN BEECHWOOD



I had the opportunity to attend the AAW Symposium from June 1 through June 4, in Louisville, KY. It was a memorable and enjoyable experience. The demonstrations and trade show were packed with information that I hope to use and expand on.

If you never attended an Oregon Wood Turners Symposium (held on odd years) or an AAW Symposium, it's not too early to start planning. In 2024, the AAW Symposium will be held here in Portland on May 23 through May 26. This is something that probably will not happen again for quite a few years. The list of demonstrators is still being worked out, but I can say there will be many top-notch demonstrators. There will be a lot of opportunities to volunteer and help make this great event run smoothly. It can't be done without local volunteers; more info on this will be coming.

What programs do you think NWWT should start? What programs do you think we are doing well at? Your input helps keep NWWT evolving.

I'm working on our demonstrator schedule and have things filled up to May 2024. Have you ever done a demonstration? If you would like to do a demonstration for NWWT, please reach out to me. If there is a specific demonstration you want to see, please reach out to me.

Be safe and always look at ways to be safer.

—John Beechwood

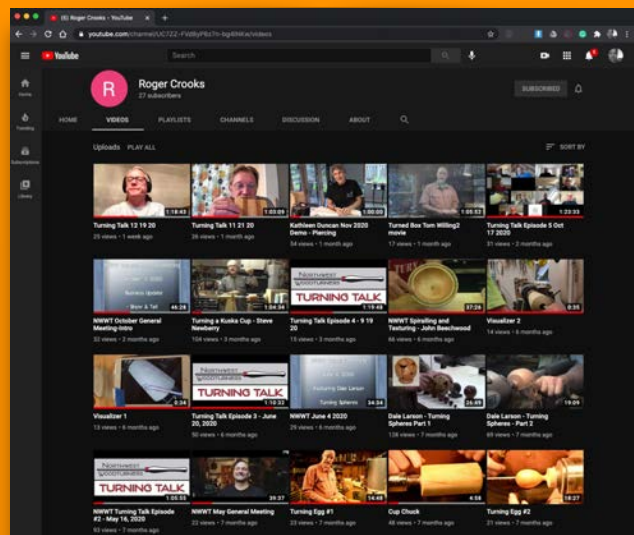


RECORDED MEETINGS & DEMOS

Our monthly meetings and Turning Talks are available for viewing. Remember, to view past meetings, go to the [NWWT Calendar](#).

Recorded meetings are highlighted in **orange**. Click on the meeting to get the link.

Sunday	Monday	Tuesday	Wednesday	Thursday	Friday	Saturday
27	28	29	30	Oct 1 6:30 PM October Meeting: Sloane Raspberry - Kuska Cup	2	3
4	5	6	7	8	9	10
11	12	13	14	15	16	17 9:00 AM NWWT - Turning Talk



NWWT ANNUAL AUCTION & PICNIC

NWWT SUMMER BBQ & AUCTION

SATURDAY • AUGUST 5



When – Saturday, August 5, 2023 – Register [HERE](#)

10:00 – helpers arrive for setting up and donation drop-off

11:00 – members arrive to socialize, view donated items

12:00 – BBQ

1:00 – Auction

Where – David & Karen Williams' home; 6675 SW 155th Ave, Beaverton

Many thanks to David and Karen Williams who have agreed to once again host the event. If you can help during the auction, please let us know when you arrive, and we will find a task for you.

What It Is

This is our annual fund- and fun- raiser. It is a critical event in keeping NWWT in good financial shape and provides fantastic bargains for our members. If you are new to turning and looking for tools or wood to turn, this is your chance to pick up a year's worth of wood for pennies on the dollar. We can take credit cards, checks, or cash.

How Can You Help

This is an event where we need our members to donate what they can to the auction as well as spend money for all the donations. Below are items we suggest.

- **Turned Items** – Donate one of your favorite pieces and let members bid on it.
- **Good Wood** – We are looking for nice wood, wood that you would buy yourself. Figured wood, green wood, crotch pieces, burls, etc. All items should be sealed and ready to turn. We always appreciate quality over quantity, big and small pieces, bowl, spindle, and hollow form blanks. Please be critical of what you pick to donate so we are not left with firewood.

NOTE: Please let us know by mid-July if you can donate wood. Once we know what people are bringing, we will have a cutting party to turn the NWWT wood inventory into cut and sealed blanks, ready to turn.

NWWT ANNUAL AUCTION & PICNIC • (CONT.)



- **Tools and Jigs** – Good tools and jigs are always popular so look at your inventory and see what duplicates or tools you no longer use.
- **Food** – We will supply dogs, burgers, plates, and some drinks. We need members to bring salads, desserts, fruit, etc.

New Members

If you are new to the club or have never been to our auction, we start with a great BBQ at around noon. We always appreciate members to bring a dish to share – fruit, dessert, and side dishes. We will take care of the meat. You will have plenty of time to browse the donations and pick out your target items.

At around 1:00, after everyone is full, rather than taking a nap we start our auction and again we will have the professional auctioneer as we have had in the past which keeps the show lively and fun. We hope to see you there!

Note: In the past we have had members who could not make the auction but would like to make a contribution to the club. If you are one of them, you can easily donate online at <https://northwestwoodturners.wildapricot.org/Donate>. NWWT is a 501-c3 non-profit organization and all donations are tax-deductible.

CAP Contest – NEW this Year

What does CAP stand for? Creative Arts Piece or Crazy Ass Piece (more descriptive) – whatever works for you. This requires outside-the-box thinking. The rules are simple, some part of the item has to be done on the lathe. Other than that, let your imagination run wild. If you've seen anything from Frogwood, that is the idea. The audience will vote on the winner. This is the first time for this so we are doing it on the fly and the rules are flexible.

—Roger



THOUGHTS ON THE 2023 AAW SYMPOSIUM WOODTURNING, FRIENDS & TATTOOS · KEVIN JESEQUEL

After a fun-filled 5 days in Louisville, KY it is time to head home. I spent a lot of time this year in the instant gallery. It really is the hub of the symposium, with people coming and going and ready to be met and talk about their work.


One thing that was instantly obvious to me this year is that the contingent of young and highly talented artists is growing. All the demonstrations and panels that I attended were excellent. In addition to an amazing group of U.S.-based artists, this year brought several wonderful international demonstrators. Including, Phil Irons and Helen Bailey from the UK, Pat Carroll from Ireland, Ulf Jansson from Sweden, and Mauricio Kolenc from Uruguay (who was in Portland for an all-day demo the week prior to the symposium).

It was great to connect with friends that I had previously only known in forums and on social media, and to reconnect with other friends that I have not seen since last year. Once again, I have been reminded that it is impossible to feel like a stranger when among a group of woodturners.

And yes, thanks to multitalented artist, Rebecca DeGroot, there were tattoos! Several folks are now adorned with her artwork, including Vicki Jordan, who received a permanent version of a lovely little note that had been left to her by John. If you have never attended an in-person symposium, I encourage you to join us (or better yet, volunteer) next year right here in Portland and experience everything that comes only with the human connection among fellow woodturners.

Below are a few images and moments shared from the weekend.

—Kevin



The Instant Gallery




A Sample Of Work From Phil Irons


THOUGHTS ON THE 2023 AAW SYMPOSIUM • (CONT.)



A Peek Into The Incredible Mind Of Derek Weidman



Remembering Those We've Lost



Michael Kehs, Dale Larson, Art Liestman



Instant Gallery Critique With Jacques Vesery

THOUGHTS ON THE 2023 AAW SYMPOSIUM • (CONT.)



Rebecca DeGroot and Helen Bailey With Tattoo



First Annual Instagram Collaborative Exchange



Women In Turning




It's Good To Be Home

AAW SYMPOSIUM MEMBER EXHIBITION AWARD

The theme for the 2023 AAW member show was "Out of the Woods", embracing the versatile and beautiful medium we work in and referring to the many challenges and changes of the past few years. As always, artists are encouraged to interpret the theme for themselves. Our goal is to host a yearly Symposium exhibition that showcases and celebrates the full scope of excellent work being created by our members, from perfect traditional forms to innovative sculptures. All work exhibited was selected through a blind jurying process.

A hollow-form that club member, Kevin Jesequel created was not only selected for inclusion in the exhibition, but is also featured on the Exhibition catalogue's front cover! Congratulations, Kevin!



Kevin Jesequel
Tigard, Oregon



Interstellar
Maple burl, copper powder
6.5" x 8.5" x 8.5"

For as long as we can remember, we have looked to the sky when we were lost. Whether we were looking to a divine being or to the celestial bodies themselves, we have always known that in the heavens lay the key to finding our way out of the woods.



AAW'S CLUB NEWSLETTER AWARD




Congratulations to our newsletter editor, Bill Karow for placing third in this year's AAW Newsletter Award. (Our NWWT newsletter also placed first in 2019.)

The newsletter is the public face of our club and our newsletter is professional, easy to read, entertaining, and informative.

Thanks Bill!

NWWT OPEN SHOP · SATURDAY, JULY 8



SATURDAY, JULY 8, 2023

9AM - 1PM

DAVE WOOD'S SHOP

24250 SW 65TH AVE, TUALATIN OR 97062

LEARN TO TURN & LEARN TO SHARPEN!



Open Shop will take place on **Saturday, July 8 from 9AM to 1PM**. Dave Wood will again open his shop to NWWT members to spend some time turning together. This is a chance for those of you new to woodturning to have questions answered, learn new techniques or address problems you might have encountered.

Open Shop is directed toward the new turner but **all are welcome!** Bring a project you want help finishing. Bring questions about methods. There will be six lathes available to use. Bring your own tools and wood, or you can also buy wood there.

- Admission is free.
- Bring your own tools and face shield.
- If you have any COVID related symptoms, please stay home.
- Coffee and donuts will be provided.
- Portable toilet will be on on-site.
- If you have any questions, please feel free to contact Dave Wood or any other NWWT Board Member.

Location: 24250 SW 65th Ave
Tualatin, OR 97062 [[map](#)]

Contact: Dave Wood
NWWT Education Coordinator
503-880-1349

WOODTURNING TERMS · JAY JOHNSTON

I received an email inquiry from fellow NWWT club member, Jay Johnston.

Jay asks: "What is a 'steb,' or alternatively, what is the origin of the term 'stebcenter?' I've spent time on Google but struck out. I've looked up both "steb center" and "stebcenter." No luck. I suspect the term comes from the UK, but that hasn't helped with the definition."



Here's what I found on the UK toolmaker Robert Sorby's website :

The original Stebcentre is an invaluable accessory for every woodturner. Fitted in the lathe head-stock (*or in the tailstock if it's a revolving stebcenter - Ed.*), it is a boon for both the novice and the experienced.

Its ring of sharp teeth ensure that the Stebcentre bites the wood to give more security and more drive. Because there are several points of contact there is minimal risk of splitting. The Stebcentre can be used with equal confidence on both soft and hardwoods as well as synthetic materials.

The Stebcentre features a spring-loaded point. By slightly backing off the tail-stock the work piece still remains resting between the revolving centre and the Stebcentre. This allows the turner to inspect his work without the need to switch off the lathe. Where time is a critical factor the Stebcentre is ideal as the work-piece can be quickly removed without stopping the lathe.

—bk



SHOW OFF YOUR WORK ON THE WORLD WIDE WEB

Hey, all you Northwest Woodturners club members,

Did you know there is a special place on the World Wide Web where you can show off your woodturning to other club members, as well as the rest of the world?

Below is a simple walkthrough to help you create your own photo album(s) and upload your work:

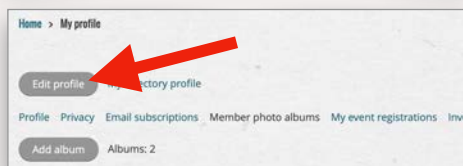


Go to www.northwestwoodturners.com and log in to your account.

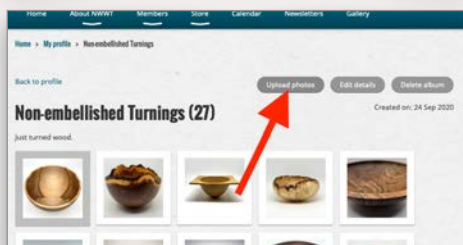
You should see your name in the upper right of the homepage. Click on your name to take you to your Member Page



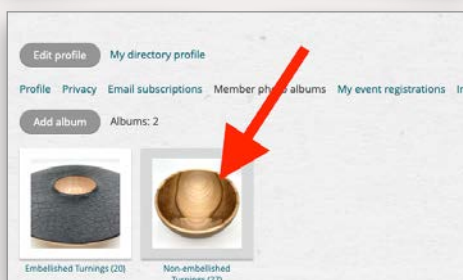
Click **Member Photo Albums**.



Click on the **Add Album** button and name it whatever you'd like.



Click on the **Upload Photos** button.



Then upload your favorite digital images from your computer.

Easy peasy!

—bk

ART-IN-THE-PEARL • DEMONSTRATORS REQUESTED




Art in the Pearl ([AIP](#)) is a huge, three day art show over Labor Day weekend in the Portland North Parks District. This juried show highlights the best artists in the area and is always a very well-attended event. While most of the show is for selling products (130 booths), part of the show is an educational area in which invited organizations are given a free booth to do demonstrations for the public, explain what their craft is all about, show sample products (no sales allowed), and recruit new members.

The Guild of Oregon Woodworkers (GOOW) and Pacific NW Woodturners Guild ([PNWG](#)) have had booths there for many years and are next to each other. The Oregon Carvers Guild has joined GOOW to highlight carving. PNWG has invited NWWT to help with booth duty along with PNWG members. The demo of turning tops is targeted towards kids. Kids can pick colors for the tops, and they walk away with a special keepsake. Donations for a local charity are appreciated. Interacting with the public is a lot of fun. People love wooden items, and we will have carving demos, flat work demos, and turning demos all next to each other.

Tom Willing is in charge of the PNWG booth. I offered to see how many NWWT members would be willing to do a shift over the weekend. It is a great opportunity to educate the public on the joys of woodturning and recruit new members. The show goes from Saturday-Monday (Sept 2-4). We have two 4-hour shifts a day (morning 10-2 and afternoon 2-6). Each shift needs a turner to turn tops and a helper to interact with the public.

If you can turn a top and like working with the public that's all that is needed. If you are interested in participating, please let me know - nwwt.rogercrooks@comcast.net

—Roger



JUNE OPEN SHOP REVIEW · DAVE WOOD

New members, Chris Newell and David Fisk, came to do some turning, and several more NWWT members visited the club store to stock up on supplies.

Lynne Hemmert, Jim Bennett, Aaron Bloom, and Steve Collett (and a few more I don't remember) were there to help us consume the donuts and share their deepest thoughts on the wit and wisdom of woodturning with our new members...and each other. Like fish stories, the turnings get bigger with each telling.

We put Chris on the Jet 1642 in the back, and David worked on one of NWWT's trusty Delta 12" lathes. Dave Wood helped Chris, and Steve Newberry coached David Fisk, while Steve Collett kept an eye on all of us. Bowls were the order of the day, and both had a bowl left over after all the shavings were done! 😊




John Sutter handled the store sales and business was brisk. We moved a good number of turning blanks, several jugs of AnchorSeal, bottles of Walnut oil and CA glue, and lots of sanding supplies. With the efforts of our new "Wood Czars", Tyler Pierce and Mark McNamara, and the cutting parties they have organized, we have a lot of very nice wood for sale – both bowl blanks and spindle blanks.



Speaking of wood for sale, the next Open Shop is in just a few days, and we will celebrate the birth of this great nation with our 8th of July "3-for-2 wood sale."

We've got Maple, Walnut, Alder, Myrtle, and Birch bowl blanks. There's a good variety of sizes for the 12" lathes, and also for the bigger 20" and 24" machines.

Spindle blanks of the usual woods from the Pacific Northwest, and a wide variety of exotics in smaller sizes are also ready to go. Come and get them while they last!



8th of July "3-for-2 wood sale"

Buy two pieces of wood and get a third for free!



JUNE OPEN SHOP REVIEW • (CONT.)



Also at the next Open Shop: A demonstration on how to evaluate and cut some giant Maple burls donated to the club by new member Roger Levine. You may have seen them in the front of the shop. They're too big to store and too heavy to move, so they have got to find new homes. We'll have some of our expert Old Timers on hand to talk us through the process for maximum utilization of these beautiful burls.

You won't want to miss this session, so plan to be here. We'll begin the demonstration at 10:00 am sharp.



And lastly, our last Open Shop was informally extended into Sunday when my 11-year-old grandson came over to make a ball hammer for shaping the pocket of baseball mitts. He plays catcher and third base for the local *Lumberjacks* team, and we drilled a retired ball to take a wooden handle. He turned the handle to fit the hole, added thick CA glue, and pressed the two together...without much help.

Future NWWT member? I think it's highly likely, and I'm a proud Grandpa!

—Dave Wood

ELI AVISERA · CASCADE DEMONSTRATOR



Eli Avisera will be here in Portland August 17-21. He will be doing the evening class for Cascade Woodturners on Thursday, Aug 17. On Friday, Aug 18th Eli will be doing an all day demo in Dale's shop in Gresham.

Eli is a wonderful demonstrator and will probably finish 7 or 8 projects for the day. This will include boxes, off center turning, multi-axis turning, coloring of wood, along with other topics.

Eli was recently in France and is now on the Norway woodturning cruise. He is one of the best teachers of woodturning in the world. The cost for the all day demo is \$35. Sign up will be on the Cascade Woodturners [website](#).



Eli will also be doing two one day classes in Dale's shop on Sunday, August 20th and Monday, the 21st. The class size will be limited to eight students. The cost for each one day hands-on class is \$110.

If you are interested in the class, call or email me. woodbowl@frontier.com

—Dale



JUNE DEMONSTRATION PIECES • MIKE MEREDITH

—  All Photography by Jim Schoeffel  —


Mike Meredith
Pendants
Alumilite and Maple Burl
2.3" dia.



Mike Meredith
Spheres
Left: Alumilite and Buckeye Burl, 2.5" dia.
Right: Alumilite and Black Locust Burl, 2.8" dia.



Mike Meredith
Blanks for pendants
Alumilite and Buckeye Burl
3" x 3" x 0.5"



Mike Meredith
Bowl, Alumilite and Maple Burl
5.5" dia. x 2.3" high



Mike Meredith
Pepper Mill
Alumilite and Maple Burl 2.4" dia. x 5.5" tall



All examples shown were wet sanded to 7000 grit with walnut oil, and then buffed on Beall wax wheel.

Mike Meredith
Bottle Stoppers
Left & center: Alumilite and Maple Burl, 1.5" dia. x 2.3" tall
Right: Alumilite and Cherry, 1.5" dia. x 3.0" tall



MONTHLY SHOW-N-TELL

I would like to encourage all members — advanced, intermediate and especially new-comers — to share their woodturnings with the rest of the club. When I first joined NWWT, I remember thinking that my pieces weren't good enough to show to the whole club. But when I finally did bring one to a meeting, it was well received, and I got a lot of positive comments and helpful, constructive criticism. I've been showing and telling ever since. It's a great way to share tips and techniques, to teach and to learn.

—bk

— All Photography by Jim Schoeffel —

Roger Moore

Fountain Pens
Aluminum, Plastic, Ebonite, Stabilized Maple
6" long (including cap)



SHOW-N-TELL • (CONT.)

Roger Crooks

Bowl, Maple
India Ink
6.5" dia. x 3" high



Roger Crooks

Bowl, Maple
Three Dyes
8" dia. x 2.8" high



Roger Crooks

Bowl, Maple
Red Dye
7" dia. x 3" high



SHOW-N-TELL • (CONT.)

Roger Crooks

Wood Carving
11.8" x 18"



Roger Crooks

Laser-engraved line drawing
prior to hand carving
11.8" x 18"



NWWT STORE · JOHN & LUANN SUTTER

Due to popular demand, we now carry a stock of most of our store items at Dave Wood's place and can be purchased during Open Shop. It has the most popular consumables such as CA glue, walnut oil, AnchorSeal, and sanding supplies. (The full store will still be available at all of our monthly meetings.)

—John & LuAnn



LIBRARY NEWS • LYNNE HEMMERT



SPECIAL ALERT from the LIBRARY CART!

NWWT BOOKS, DVDs, and CDs that are collecting dust or wood chips around the house, shop or car, could be returned to the club at the next meeting in January. Just think how much additional space you could have.

NWWT is missing A LOT of our DVDs. Please look around and bring them to the next meeting.


Thanks,

—Lynne



NEED INSPIRATION? • ROGER CROOKS

Show-n-Tell & Monthly Challenge



Need some new ideas of what to turn on that special piece of wood or looking for ideas on how to embellish you piece? You can turn to Pinterest for ideas OR you can look at what your fellow members are doing.

Maybe you saw something at Show & Tell but don't remember the details. Check out our website's [Gallery](#). All the photos that are submitted for each meeting and the pictures taken by Jim at real meetings are/will be posted on this page.

If you need to contact the maker, check with Bill, and he may be able to give you the member's name.

—Roger

2023 MEETINGS & DEMONSTRATORS



DATE	PROGRAM	MONTHLY CHALLENGES
2023		
Thursday, January 5	Annual Tool Swap	—
Thursday, February 2	John Beechwood – Peppermills	—
Thursday, March 9	An Evening with Richard Raffan	—
Thursday, April 6	Brad Williams – Stabilizing Wood & Turning Epoxy	Raffan-Inspired Bowl
Thursday, May 4	Mike Meredith – Finishing Techniques	Wood/Epoxy Turnings
Thursday, June 1	Mike Meredith – Cast Resin Cast Turnings	Focus on Finishes
Thursday, July 6	Steve Newberry – Teapots	Cast Resin Turnings
Saturday, August 5	BBQ Picnic & Auction	Enjoy the Auction!
Thursday, September 7	John Sutter – Offset Box Lids	Teapots
Thursday, October 5	TBD	Offset Box Lids
Thursday, November 2	TBD	TBD
Thursday, December 7	No Meeting This Month	Happy Holidays!

OTHER WOODTURNING CLUBS • MEETINGS & PROGRAMS

Please check individual club websites for current information regarding their monthly online meetings.



WOODTURNERS OF OLYMPIA
woodturnersofolympia.org

2nd TUESDAY of every month @ 6:30pm
 First Baptist Church of Olympia
 904 Washington St SE, Olympia, WA 98507 [\[map\]](#)



CASCADE WOODTURNERS
cascadewoodturners.com

3rd THURSDAY of every month @ 6:00pm
 Wild Lilac Child Development Center
 3829 SE 74th Ave, Portland, OR 97230 [\[map\]](#)



PACIFIC NORTHWEST WOODTURNING GUILD
woodturningguild.com

2nd WEDNESDAY of every month @ 7:00pm
 MWA Architects
 70 NW Couch St, Portland, OR [\[map\]](#)



SW WASHINGTON WOODTURNERS
southwestwashingtonwoodturners.com

2nd Thursday of every month @ 7:00pm
 Friends of the Carpenter's Center
 1600 W 20th St, Vancouver, WA 98660 [\[map\]](#)



WILLAMETTE VALLEY WOODTURNERS
willamettevalleywoodturners.com

2nd THURSDAY of every month @ 6:30pm
 Center 50+ Senior Center
 2615 Portland Rd, NE Salem, OR 97303 [\[map\]](#)



BEAVER STATE WOODTURNERS
beaverstatewoodturners.com

4th THURSDAY of every month @ 6:00pm
 Coburg Community Charter School
 91274 N Coburg Rd, Coburg, OR 97408 [\[map\]](#)

VENDOR SPONSORS ARE KEY TO OUR SUCCESS!

A key component of our financial stability as a club is our vendor sponsors. Our vendors provide periodic gift certificates for the raffle and our annual auction. In addition we receive product donations from some of them. If that were not enough, some also give individual discounts to club members. All this contributes to our financial health. We encourage all of you to patronize our vendor sponsors. It is good for you, good for them, and good for the club.


[Click on each logo to go to their website](#)




Gift Certificates + Merchandise Donations




Gift Certificates



10% Off Regular Price



10% Off Blades + Sharpening



Gift Certificates + Merch Donations + 10% Off



10% Off Regular Price



10% Off Regular Price



Gift Certificates + 10% Off



10% Off Regular Prices



10% Off Regular Prices



10% Off All Orders

NWWT membership has benefits!

Show your NWWT Membership Card to receive a discount off your purchase at Gilmer Wood, Rockler, Woodcraft, Woodcrafters, Crosscut Hardwoods, Milwaukie Hardwoods, Hamilton Lee Supply, and Oregon Carbide Saw.

Past newsletters can be accessed from the NWWT website [here](#).

If you do not receive a courtesy email from me by the beginning of the month indicating that a new newsletter is available online, please send [me](#) your current email address.

Submissions to the newsletter are due by the last Thursday of the month.

Articles, tips, web links, classified ads and other woodturning-related items are welcome! Send them to [me](#).

For other business inquiries, contact Northwest Woodturners at: Northwest Woodturners
PO Box 1157
Lake Oswego, OR 97035