

NORTHWEST WOODTURNERS



Founded 1995 Pacific Northwest Oregon Chapter of The American Association of Woodturners **AAW** AMERICAN ASSOCIATION OF WOODTURNERS

DECEMBER 2023



STUART BATTY • DEMONSTRATOR
THURSDAY, DEC 07 MEETING 7-9PM

NORTHWEST WOODTURNERS



PRESIDENT'S MESSAGE • ROGER CROOKS



Normally December is a month of rest for NWWT, but this year there's still a lot going on. We started out with the second annual two-day show – Guilds of the Village – at the MAC. With seven sellers, customers had a wide variety of products to choose from. See article below.

2024 Board Elections

At our last meeting, the 2024 board was approved. Many thanks to all the volunteers who make NWWT the club it is today.

Jackie Yi's Passing

I am sorry to announce that longtime club member and raffle manager, Jackie Yi, passed away last month. See article below.

November General Meeting – Seri Robinson

Seri gave a great presentation. The video is available on our YouTube channel [HERE](#). It is well worth your time.

December General Meeting - Stuart Batty

Stuart will be here for four days this month including a December General Meeting (new for this year only). Due to a scheduling mix-up, the auditorium was double booked thus **WE WILL BE IN THE GYMNASIUM** this month. Note also that parking might be tight as there is a rehearsal for a children's Christmas Show going on at the same time.

One-day class – We had 15 members signup for eight spots. Those who won the draw have been notified.

Two-day class - We had 14 members signup for eight spots. Those who won the draw have been notified.

AAW's Annual Symposium in Portland

Hopefully, this isn't new news. Registration is open, and details were sent out last week. We had 15 people apply through the club for an additional \$40 discount. See article below.

AAW's Call for Videographers.

I am the local lead for Symposium videographers. See article below for details and how to apply.

Open Shop - Canceled for December

Due to Stuart's class, there will not be an Open Shop this month. But we will resume in January.

Education

Q1 and Q2 2024 classes have been posted on the [calendar](#) so check them out.

Turning Talk – Canceled for rest of the year.

The recent poll on continuing this activity is about 50/50. A few members did not know about it. We will decide about next year at our next board meeting.

—Roger

CLUB INFO

NORTHWEST WOODTURNERS

www.northwestwoodturners.com

Meetings are held at 7PM on the 1st Thursday of each month at:

Multnomah Arts Center
7688 SW Capitol Hwy
Portland, OR 97219

[\[map\]](#)

President

[Roger Crooks](#)

Vice President

[John Beechwood](#)

Secretary

[Kevin Jesequel](#)

Treasurer

[Mike Meredith](#)

Board Members

Steve Newberry
Lynne Hemmert
Jim Schoeffel

STAFF VOLUNTEERS

Education Coordinator

Dave Wood

Safety

Kevin Jesequel

Wood Czar

Mark McNamara

Demonstrators

Kevin White

Store Sales

John Sutter

Library

Lynne Hemmert

Raffle

Kim Talley

AV Backup

Dave Burgess

Photography

Jim Schoeffel

Web

Roger Crooks

Newsletter

Bill Karow

VP'S "TURN ON THINGS" • JOHN BEECHWOOD



Wow where did 2023 go? This year has flown by. I'm sure some of us are working on ornaments and other gifts. Maybe looking forward to some new "toys" for yourself!

This year we are having a December meeting and a class with Stuart Batty.

Remember that we have our annual Tool Swap in January.

Start planning now for the AAW Symposium in Portland, May 23rd - 26th 2024. We have a nice selection of local artists presentations this year.

We have some great presentations coming up. I'm still working on the second half of 2024. If there is something you want to see or demonstrate please let me know.

—John



NWWT NAMETAGS



Name Tags - The NWWT Board has authorized that new name tags will be free for the asking. Bill Karow has redesigned the tag to be more readable. If you have recently ordered a name tag, your \$7 will be refunded to you via PayPal. If you have the old design, please order a new one.

Click [HERE](#) to order your (free) name tag.

DECEMBER DEMONSTRATOR · STUART BATTY



THURSDAY'S MEETING WILL BE
IN THE GYMNASIUM
(NOT THE AUDITORIUM)
PLEASE COME EARLY TO HELP SET UP
GYMNASIUM OPENS AT 5:30PM



Thursday 12/07/23, 6:30 - 9pm
NWWT Monthly Meeting
Demonstrator: Stuart Batty!
Note: Meeting in the GYMNASIUM

Friday 12/08/23, 9am-4pm
Basic Turning Techniques (full)

Sat-Sun 12/09-10/23, 9am-4pm
Two-day Projects Class (full)



IN MEMORIAM • JACKIE YI

I am very sorry to announce that Jackie Yi passed away on November 18, after a 14-month battle with cancer.

I knew Jackie and her husband Dave Hollister from the Guild of Oregon Woodworkers and was happy when they both joined NWWT in 2016. Jackie ran our club's Monthly Raffle and brought a joyous attitude and infectious smile to the position. She helped at our annual Picnic/Auction every year, and this year's event marked her last appearance at a club function. She will surely be missed.

—Roger



AAW 2024 SYMPOSIUM REGISTRATION • ROGER CROOKS



AAW's 38th International Woodturning Symposium

May 23-26, 2024 | Portland, OR

AAW is offering three discounts to the [2024 AAW Symposium](#) here in Portland, Oregon on May 23-26 at the Oregon Convention Center. However, the first one has expired.

Discounts

1. \$25 discount for registration by November 30th
2. **\$50 Early Bird Discount** - For early registration by April 5. Details [HERE](#)
3. **\$40 chapter group discount** - by registering through local clubs such as NWWT. **To do this, send your name to me at nwwt.rogercrooks@comcast.net. DO NOT REGISTER YET.**

Here are your options.

- Option 1 - \$75 total discount - The \$25 discount (#1) cannot be combined with the chapter group discount (#3) but obviously this will trigger the Early Bird discount (#2) resulting in a \$75 total discount. **MUST BE DONE BY TOMORROW!**
- **Option 2 - \$50 discount** - If you missed #1, register by April 5 for a \$50 discount.
- **Option 3- \$90 total discount (AAW and NWWT members only)**- The AAW is also offering a chapter group discount of \$40.
 - The way it works, I need to tell AAW who is **registering by January 31**. This makes sure we get the Early Bird discount of \$50 plus the \$40. **Your name MUST BE TO ME BY January 31.**
 - **DO NOT REGISTER ON-LINE NOW.** AAW will send me your registration code which I will then send to you so you can register on-line before April 5.
 - **Do nothing now.** Register at the normal rate after April 5. Details [HERE](#).

Important Notes

1. Please only register with one club.
2. We need a minimum of five members to get the discount.

Club Registrants as of Dec 1

Jack Liskear, Jason Goodrich, Sean Brown, Jeff Littman, Roger Levine, Tom Willing, Denise Kortez, Roger Crooks, Vern Owens, Dave Stallard, Rob Vogtman, John Vaeth, Mike Free, Bill Lind, Diane Moser

Registration	Normal Fee	By Nov 30	By April 5	Club - Jan 31
AAW Members	\$425	\$350	\$375	\$335
Non-Members	\$495*	\$415	\$445	**

* Includes AAW membership.

** Requires NWWT Membership - Join [HERE](#).

—Roger

AAW'S CALL FOR VIDEOGRAPHERS · ROGER CROOKS



I am the local lead for recruiting videographers for the show. My job is to collect the names of persons interested in being camera operators for the demonstrations. I will send the names to the AAW videographer committee. They will conduct a phone interview with you. The selection is done by the AAW committee. During the show, I will be available to assist and answer questions the videographers might have.

2024 Symposium

The 2024 show will be at the Oregon Convention Center as it was in 2017. There will be nine demo rooms - two Live Demo rooms that go on-air, and seven Standard Demo rooms.

Videographers Benefits

- Selected videographers receive free admission to the symposium, banquet, and a t-shirt.
- A total of 24-26 videographers are needed.

Videographer Show Requirements

- **Technical knowledge** - will be part of the interview process.
- **Wednesday** - Unpacking of equipment and setup of the rooms. Not everyone is required.
- **Thursday** - Mandatory training on the boom cameras and the switcher. **Everyone is required to attend.**
- **Friday - Sunday** - Show
- **Sunday Afternoon** - Teardown. The more we have the faster it will go.

Videography Volunteers Timeline

- **December 15 - February 1** - The application process opens up. The link to the application will be on the AAW website.
- **February** - Applications are called for a short interview.
- **Around the first of April** - Applicants will be notified if they are selected.

Details of the Job

There will be nine demo rooms including discussion rooms. Two of the nine rooms are live.

- There are a total of 90 demos for 10 rotations.
 - 20 demos in the two Live rooms - 12 videographers.
 - The remaining seven demo rooms with 70 demos will need 12 to 14 videographers.

Two Live Rooms - Four teams/three people per team = 12 Videographers

These rooms are broadcast live worldwide.

- **Boom Operator** - Operates the boom camera.
- **Switcher operator** - Controls what goes to air
- **Audience monitor (Chat)** - Monitors audience feedback and answers questions or passes the question to the demonstrator.

Seven Demo Rooms - One videographer per demo = 12-14 Videographers for 70 demos

Each room just has a boom camera and two large monitors. There will be a room helper who is not a videographer.

- **Boom Operator** - Operates the boom camera.

Requirements

- **Boom Operator** - Looking for experienced camera operators. The boom will require training and practice which will occur on the Thursday before the show.
- **Switcher Operator (Live Rooms Only)** - Minimal technical knowledge is required, but knowledge of turning is required. Switcher orientation will occur on the Thursday before the show.
- **Audience Monitor (Live Rooms Only)** - Knowledge of turning required. They will monitor the online chat and answer questions or pass them on to the demonstrator—minimal technical knowledge is required.

—Roger

WOOD CUTTING + GATHERING • MARK MAC



Here's the December Timber Report:

We had a successful haul of English walnut from the Cully neighborhood of NE Portland.

Big thanks to Sean B., Jeff F., Vern O., Roger M., Tom S., David P., Matthew W., Jeff L. for their assistance in collecting a lot of the wood there.

We've got enough wood to supply the Stewart Batty classes coming up this month.

Don't worry, there's still a lot of the wood in the shop store for you to take home.

We also have a cutting party planned on December 9 to process the rest of the walnut and a cherry tree that the owner just took down.

If you're interested in helping, contact Mark Mac at markjmcnamara@gmail.com.

—Mark Mac
NWWT Wood Czar



COMMUNITY SERVICE DONATIONS • STEVE NEWBERRY



Four spindles turned from hemlock for the front porch of the John Tigard Historical home.

Donated to the Tigard Historical Society.


14" Maple Vase from figured maple harvested several years ago off St. Helens Road in Northwest Portland, Tracy's home.

This was my first serious effort of using alcohol based TransTint aniline dye, starting with black, sanding back ~90% of the black, followed by blue, and finally, yellow.

Finished with Danish oil.

Donated to a fundraiser for a church youth campground. I placed a minimum bid of \$200, thinking I'd rather take it home for \$200 than allow it to go for less, but fortunately it raised \$525 for the campground.

—Steve



2023 GUILDS OF THE VILLAGE · ROGER CROOKS

2023 Guilds of the Village

On Dec 1 and 2, seven members participated in what we hope will be an annual event. This was our second year. Unfortunately after a week of dry beautiful weather, rain and cold greeted us Friday morning for the day and continued Saturday. In spite of the bad weather, the team sold over \$5,300 of items! Last year we did just under \$3,000.



—Roger

NWWT OPEN SHOP



OPEN SHOP

NO OPEN SHOP IN DECEMBER.
OPEN SHOP WILL RESUME IN JANUARY.



NOVEMBER OPEN SHOP REVIEW • DAVE WOOD

November Open Shop – a Tale of Two Demos

The NWWT Board has had discussions over the last couple of years about ways to make Open Shops more beneficial and more educational for our members. The Open Shop name itself suggests “open-ness” to all and flexibility in the agenda. The obvious challenge is to achieve some structure in our agenda, while at the same time keeping things flexible for folks who just want to come and practice woodturning.

Some of our members regularly use Open Shop for lathe-time to do turning projects while there is expert help available. Others come to buy supplies from the store, show off recent work, or get some tips on how to avoid those pesky catches. And we all enjoy the time to chat over a cup of coffee and a donut about the big bowl that got away!

So, with all of that in mind, we are evolving, as always. This month we decided to have two 30-minute demos on two very different topics. Rob Vogtman showed us how he uses a router mounted on the lathe’s tool rest to carve features and inlays on a bowl or spindle exterior surface. He’s made his own fixtures, very skillfully I might add, that allow the use of a commonly available trim router. The work he does with his lathe-mounted router is quite stunning and very creative. Thanks, Rob!



Another topic that has come up numerous times from our newer members in the last couple of years is how to make tool handles, and specifically how to make and install the ferrule on the handle. So, we asked Tom Willing to make a handle and install a ferrule – in 30 minutes – which is tough for Tom. (It’s a little like asking Einstein to briefly explain physics.) But he did it, and we all learned a bit more than we previously knew. Thanks, Tom!




We’re going to use this approach with Open Shops for a while to see how it works. So, if you have 30-minute topics of interest that you would like to see demonstrated at a future Open Shop, feed your ideas to Dave Wood, and we’ll try to incorporate them while still preserving plenty of time for those of you who come to make shavings fly.

In the meantime, there is no Open Shop in December because of the Stuart Batty Experience from December 7th thru 10th. The next Open Shop is January 13th, and we hope to see you then!

—Dave

2024 WOODTURNING CLASSES SCHEDULE • DAVE WOOD



Currently, our five courses are held three times each year – in the 1st quarter, 2nd quarter, and the 4th quarter. We take the summer off because we all need time for other activities.

The class schedule for the first half of next year has been set. You can sign up to reserve your spot [HERE](#).

—Dave

1/27/24	Saturday	Sharpening Lathe Tools
2/17/24	Saturday	Spindle Turning Basics
2/18/24	Sunday	Bowl Turning Basics
3/16/24	Saturday	Bowl Turning 201
3/17/24	Sunday	Spindle Turning 201
4/6/24	Saturday	Sharpening Lathe Tools
4/27/24	Saturday	Spindle Turning Basics
4/28/24	Sunday	Bowl Turning Basics
6/1/24	Saturday	Bowl Turning 201
6/2/24	Sunday	Spindle Turning 201



NWWT CLASSES REVIEW · DAVE WOOD

Final 201 Project Classes of 2023 Produce Platters and Grinders

We kicked off the weekend with the "201 Spindles Project Course" on Saturday morning. The project for this session was a **Pepper Grinder**, or as some call it, a **Pepper Mill**. Tom Willing led the class which was attended by Dave Fisk, Ruth Warbington, Mary Carey, Mark McNamara, and Adam Cox. Jim Schoeffel, Roger Crooks, and Dave Wood assisted Tom as coaches for the group.



Pepper grinders are fun to make and ultimately useful, but they are not as easy to make as one might think before actually doing so. We learned that in class for sure, but everyone waded through the process with success.

The final touches and the sanding and finishing were done afterward at home in most cases. A couple of the completed grinders were shown off at the November 11 Open Shop, and they were very attractively done indeed.

Congratulations to all in the class. Nice work!

NWWT CLASSES REVIEW • (CONT.)



Sunday morning's "201 Bowls Project Course" group had their tools tuned up and ready to turn **Plates and Platters** by 9 am sharp. Led by Steve Newberry and coaches Roger Crooks, Mike Meredith, and Dave Wood, the class members included Roger Klick, Jay Johnston, Gerry Monkman, Glenn Nord, and Adam Cox.



NWWT CLASSES REVIEW • (CONT.)



One distinguishing feature of most plates and platters is the ogee curve on the underside. Besides the styling aspect of the ogee curve's pleasing look, it also serves the purpose of raising the lip of the plate from the table surface to make room for one's fingers to grip it. And once again, cutting an ogee curve is not as easy as it might look.



We also learned that the transition area between the rim and center section where the food sits called the well, is also an important design and function feature. Usually, a bead or groove is cut to mark the separation of zones.

Again, easier to talk about than to do. But then, that's the purpose of these project classes – to take us all to the next level of expertise, mastering one design feature skill at a time.

Note: Steve Newberry was so busy teaching the class that he never got to finish his platter (above), so I finished it for him a couple of days later. Steve – if you'd like to come pick it up, it's only \$125. 😊

We all had great fun, and some beautifully shaped platters and plates were turned. There were big smiles at the end of it all, and a beautiful day outside. What more could a woodturner want?

—Dave



A SAFETY REMINDER • BILL KAROW

Recently, I was using a set of small, long jaws on my Nova chuck that I hardly ever use. I've learned (sometimes the hard way) that when I am trying a new technique, or attempting something for the first time or even doing something that I just haven't done in a while, I need to pause, take a step back and reassess exactly what I am about to do.

I turn mainly bowls. I've turned quite a few, so for the most part, I know what to expect in the process. But turning a finial was something very new to me. The little piece of wood that I was using was too small to fit in my regular 50 mm jaws, so I put on the smaller, longer jaws pictured below. I chucked it up, turned the speed up quite a bit, then paused for a moment. I realized that when the piece is spinning, it looks like there is a lot more available wood to cut near the base.



Obviously, I know that there are metal jaws spinning the whole way around, and I have to be careful not to let my gouge or hand(!) come in contact with it. But I am unfamiliar with these jaws, and if I forget, even for a split-second, that the wood near the base isn't as accessible as it looks, I could really make a mess.

I recalled that helpful tip of putting painter's tape around jaws, so I did and that helped me to always know exactly where those jaws start and where my cuts need to stop.



While the tape trick is a good one, there's another thought I really want to share:

When something is unfamiliar or new to you, or you haven't done it in a while, stop for a moment. Think about what it is you are about to do: Is the wood secured as best it could be? Is the speed right for what you're attempting? The right tool? Sharp enough? Tool rest height? Everything tightened down? And are there any other small adjustments that you could do to make your experience safer?

Be safe, stay sharp.

—bk



MONTHLY CHALLENGE – COLORED PLATTERS

Steve Newberry

Maple Platter with Dyed Rim
8.5" dia. x 1.5" high (1.5" wide rim)
Finished with Red, Blue, Black Dyes & Spray Lacquer



SHOW-N-TELL

I would like to encourage all members — advanced, intermediate and especially new-comers — to share their woodturnings with the rest of the club. When I first joined NWWT, I remember thinking that my pieces weren't good enough to show to the whole club. But when I finally did bring one to a meeting, it was well received, and I got a lot of positive comments and helpful, constructive criticism. I've been showing and telling ever since. It's a great way to share tips and techniques, to teach and to learn.

—bk

— — — — — All Photography by Jim Schoeffel — — — — —

Roger Moore

Spalted Norwegian Maple
 Openers: 7.5" and 7" long
 Pens: 5.75", 6.5", and 6.5" long
 CA glue finish



Denvy Larson

Holy Canister
 Black Walnut, White Oak
 5.4" dia. x 5.4" high





Dean Yioulos

Birch Salad Bowl
 9" dia. x 4.75" high
 Walnut Oil finish



SHOW-N-TELL (CON'T)

—  All Photography by Jim Schoeffel  —



Kevin Jesequel
Kamani Bowl
5.25" dia. x 2.0" high x 1" thick



Kevin Jesequel
Figured Maple Hollow Form
4.25" dia. x 3.0"



SHOW-N-TELL (CON'T)

—  All Photography by Jim Schoeffel  —

Raymond Scesa

Spalted Maple Bowl
7.5" dia. x 2.2" high
Walnut Oil finish



Rob Vogtman

Cedar Crotch Winged Bowl
Bowl: 3" dia. x 1.6" high
Wings: 3" & 2.25" & 2" long





Rob Vogtman

Maple Burl Hollow Form with Cocobolo foot
6.7" dia. x 4.0" high (including 1.1" high foot)



SHOW-N-TELL (CON'T)

—  All Photography by Jim Schoeffel  —



Rob Vogtman
Spalted Maple Bowl
7.6" dia. x 3.0" high



Rob Vogtman
Laminated Bowl
11.8" dia. x 5.7" high



SHOW-N-TELL (CON'T)

—  All Photography by Jim Schoeffel  —

Rob Vogtman

Ornaments (from left)
2.2" dia. x 4.3" tall
2.3" dia. x 3.5" tall
2.4" dia. x 3.5" tall



Rob Vogtman

Ornaments (from left)
2.0" x 2.0" x 4.0"
2.6" dia. x 4.0" tall
1.9" dia. x 3.5" tall
1.9" wide. x 3.5" tall



NWWT STORE • JOHN & LUANN SUTTER

Due to popular demand, we now carry a stock of most of our store items at Dave Wood's place and can be purchased during Open Shop. It has the most popular consumables such as CA glue, walnut oil, AnchorSeal, and sanding supplies. The full store will still be available at all of our monthly meetings.

—John & LuAnn

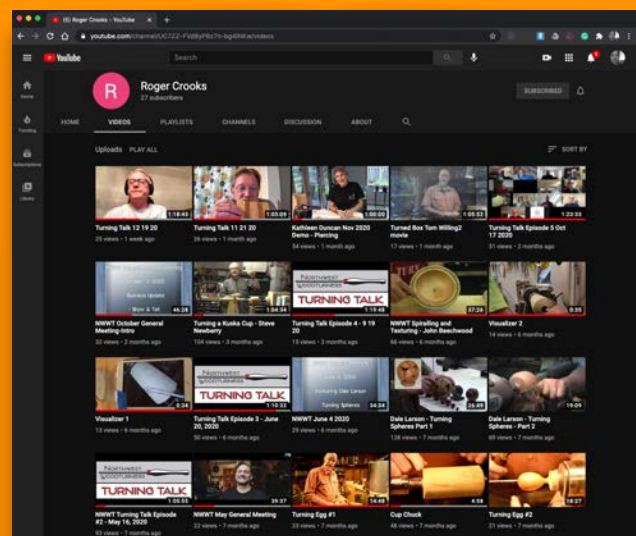


RECORDED MEETINGS & DEMOS

Our monthly meetings and Turning Talks are available for viewing. Remember, to view past meetings, go to the [NWWT Calendar](#).

Recorded meetings are highlighted in **orange**. Click on the meeting to get the link.

Sunday	Monday	Tuesday	Wednesday	Thursday	Friday	Saturday
27	28	29	30	Oct 1 6:30 PM October Meeting: Steve Newberry - Kuska Cup	2	3
4	5	6	7	8	9	10
11	12	13	14	15	16	17 9:00 AM NWWT - Turning Talk



LIBRARY NEWS • LYNNE HEMMERT



NEWS
from the LIBRARY CART!

The Library will be open at the club meeting. NWWT has an extensive collection of books and DVD's, covering all facets of woodturning.

If you have checked out material in the past, please look around your space and bring any books and/or DVD's back to our next meeting, so that other club members can benefit as well.


Thanks!

—Lynne



NEED INSPIRATION? • ROGER CROOKS

Show-n-Tell & Monthly Challenge



Need some new ideas of what to turn on that special piece of wood or looking for ideas on how to embellish you piece? You can turn to Pinterest for ideas OR you can look at what your fellow members are doing.

Maybe you saw something at Show & Tell but don't remember the details. Check out our website's [Gallery](#). All the photos that are submitted for each meeting and the pictures taken by Jim at real meetings are/will be posted on this page.

If you need to contact the maker, check with Bill, and he may be able to give you the member's name.

—Roger

SHOW OFF YOUR WORK ON THE WORLD WIDE WEB

Hey, all you Northwest Woodturners club members,

Did you know there is a special place on the World Wide Web where you can show off your woodturning to other club-members, as well as the rest of the world?

Below is a simple walkthrough to help you create your own photo album(s) and upload your work:

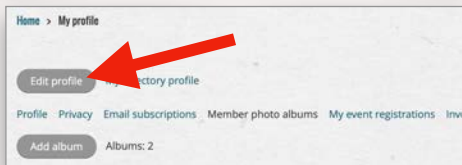


Go to www.northwestwoodturners.com and log in to your account.

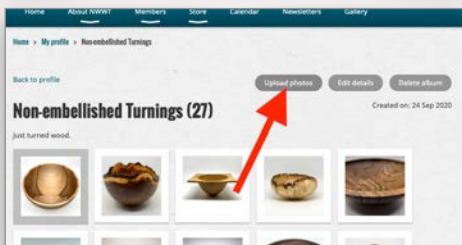
You should see your name in the upper right of the homepage. Click on your name to take you to your Member Page



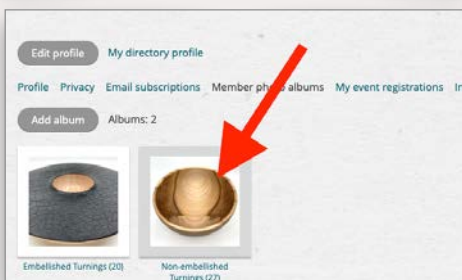
Click **Member Photo Albums**.



Click on the **Add Album** button and name it whatever you'd like.



Click on the **Upload Photos** button.



Then upload your favorite digital images from your computer.

Easy peasy!

—bk

BULLETIN BOARD



If you have woodturning tools for sale,
or are looking for a particular item to purchase,
[let me know](#) and I will post it on the Bulletin Board
section of next month's NWWT newsletter.

2024 MEETINGS & DEMONSTRATORS



DATE	PROGRAM	MONTHLY CHALLENGES
2023		
Thursday, December 7	Stuart Batty	Spalted Turnings
2024		
Thursday, January 4	Annual Tool Swap	
Thursday, February 1		
Thursday, March 7		
Thursday, April 4		
Thursday, May 2		
Thursday, June 6		
Thursday, July 4		
Thursday, August 1	BBQ Picnic & Auction	
Thursday, September 5		
Thursday, October 3		
Thursday, November 7		
Thursday, December 5	No Meeting This Month	Happy Holidays!

OTHER WOODTURNING CLUBS • MEETINGS & PROGRAMS

Please check individual club websites for current information regarding their monthly online meetings.



CASCADE WOODTURNERS
cascadewoodturners.com

3rd THURSDAY of every month @ 6:00pm
 Wild Lilac Child Development Center
 3829 SE 74th Ave, Portland, OR 97230 [\[map\]](#)



WOODTURNERS OF OLYMPIA
woodturnersofolympia.org

2nd TUESDAY of every month @ 6:30pm
 First Baptist Church of Olympia
 904 Washington St SE, Olympia, WA 98507 [\[map\]](#)



PACIFIC NORTHWEST WOODTURNING GUILD
woodturningguild.com

2nd WEDNESDAY of every month @ 7:00pm
 MWA Architects
 70 NW Couch St, Portland, OR [\[map\]](#)




SW WASHINGTON WOODTURNERS
southwestwashingtonwoodturners.com

2nd Thursday of every month @ 7:00pm
 Friends of the Carpenter's Center
 1600 W 20th St, Vancouver, WA 98660 [\[map\]](#)



WILLAMETTE VALLEY WOODTURNERS
willamettevalleywoodturners.com

2nd THURSDAY of every month @ 6:30pm
 Center 50+ Senior Center
 2615 Portland Rd, NE Salem, OR 97303 [\[map\]](#)



BEAVER STATE WOODTURNERS
beaverstatewoodturners.com

4th THURSDAY of every month @ 6:00pm
 Coburg Community Charter School
 91274 N Coburg Rd, Coburg, OR 97408 [\[map\]](#)

VENDOR SPONSORS ARE KEY TO OUR SUCCESS!

A key component of our financial stability as a club is our vendor sponsors. Our vendors provide periodic gift certificates for the raffle and our annual auction. In addition we receive product donations from some of them. If that were not enough, some also give individual discounts to club members. All this contributes to our financial health. We encourage all of you to patronize our vendor sponsors. It is good for you, good for them, and good for the club.

 [Click on each logo to go to their website](#) 



Gift Certificates + Merchandise Donations




Gift Certificates



10% Off Regular Price



10% Off Blades + Sharpening



Gift Certificates + Merch Donations + 10% Off



10% Off Regular Price



10% Off Regular Price



Gift Certificates + 10% Off



10% Off Regular Prices



10% Off Regular Prices



10% Off All Orders

NWWT membership has benefits!

Show your NWWT Membership Card to receive a discount off your purchase at Gilmer Wood, Rockler, Woodcraft, Woodcrafters, Crosscut Hardwoods, Milwaukie Hardwoods, Hamilton Lee Supply, and Oregon Carbide Saw.

Past newsletters can be accessed from the NWWT website [here](#).

If you do not receive a courtesy email from me by the beginning of the month indicating that a new newsletter is available online, please send [me](#) your current email address.

Submissions to the newsletter are due by the last Thursday of the month.

Articles, tips, web links, classified ads and other woodturning-related items are welcome! Send them to [me](#).

For other business inquiries, contact Northwest Woodturners at: Northwest Woodturners
PO Box 1157
Lake Oswego, OR 97035